

Listening Texts

UNIT 12 At School

Lesson 1 Conversation Time Page 201

1 Listen and complete.

Sameh : What's your favourite subject?

Hany : I like art. Look at my kite.

Sameh : That's great. Did you make it yourself ?

Hany : Yes, I did.

Sameh : Was it hard?

Hany : No, It was easy.

Lesson 2 Word Time Page 207

1 Listen and complete.

Hadeer : What is your father's job?

Soha : He's a vet.

Hadeer : Where does he work?

Soha : He works in a hospital for animals.

Hadeer : What does he do there?

Soha : He helps animals.

Lesson 3 Practice Time Page 214

1 Listen and complete.

Magdy : What do you want to be?

Sherif : I want to be an engineer.

Magdy : Why do you want to be an engineer?

Sherif : Because I like building things. And you?

Magdy : I want to be a musician.

Sherif : Yes, you play music very well.

Lesson 4 Phonics Time Page 220

1 Listen and circle.

1. park 2. cloud 3. coin

Test 1 on Unit 12 Page 229

1 Listen and circle.

1. school 2. joy 3. shirt

2 Listen and complete.

Shahd : Where are you going, Amany?

Amany : I'm going to school.

Shahd : What's your favourite subject?

Amany : I like art. Look at my kite.

Shahd : That's great. Did you make it?

Amany : Yes, I did. It was easy.

Test 2 on Unit 12 Page 232

1 Listen and circle.

1. fork 2. cook 3. boys

2 Listen and complete.

Heba : Wow! What a nice picture!

Mona : Thank you. I painted it myself.

Heba : What do you want to be?

Mona : I want to be an artist.

Heba : Why do you want to be an artist?

Mona : Because I like painting.



UNIT 12 At School
Lesson 1 Conversation Time Page 201
1 Listen and complete.

Sameh : What's your favourite subject?

Hany : I like art. Look at my kite.

Sameh : That's great. Did you make it yourself ?

Hany : Yes, I did.

Sameh : Was it hard?

Hany : No, It was easy.

Lesson 2 Word Time Page 207
1 Listen and complete.

Hadeer : What is your father's job?

Soha : He's a vet.

Hadeer : Where does he work?

Soha : He works in a hospital for animals.

Hadeer : What does he do there?

Soha : He helps animals.

Lesson 3 Practice Time Page 214
1 Listen and complete.

Magdy : What do you want to be?

Sherif : I want to be an engineer.

Magdy : Why do you want to be an engineer?

Sherif : Because I like building things. And you?

Magdy : I want to be a musician.

Sherif : Yes, you play music very well.

Lesson 4 Phonics Time Page 220
1 Listen and circle.

1. park 2. cloud 3. coin

Test 1 on Unit 12 Page 229
1 Listen and circle.

1. school 2. joy 3. shirt

2 Listen and complete.

Shahd : Where are you going, Amany?

Amany : I'm going to school.

Shahd : What's your favourite subject?

Amany : I like art. Look at my kite.

Shahd : That's great. Did you make it?

Amany : Yes, I did. It was easy.

Test 2 on Unit 12 Page 232
1 Listen and circle.

1. fork 2. cook 3. boys

2 Listen and complete.

Heba : Wow! What a nice picture!

Mona : Thank you. I painted it myself.

Heba : What do you want to be?

Mona : I want to be an artist.

Heba : Why do you want to be an artist?

Mona : Because I like painting.



PDF Eraser Free

موقع هذكرتك PDF

Unit
10

At the Summer Camp

في المعسكر الصيفي



Learning Objectives أهداف الوحدة

LESSON 1 : Conversation Time

- Express enthusiasm التعبير عن الحماس
- Express & accept compliments التعبير عن المجاملة وقبولها
- Identify speakers in a conversation التعرف على المتحدثين في محادثة

LESSON 3 : Practice Time

- Affirmative & negative statements with:
like + gerund & conjunctions (but)
التدريب على تكوين جمل باستخدام
(like + v + ing), (but) (don't/doesn't like + v + ing)

LESSON 2 : Word Time

- Write sentences كتابة جُمَل
- Read sentences قراءة جُمَل
- Vocabulary: fun activities تعلم بعض المفردات الخاصة بالأنشطة الترفيهية

LESSON 4 : Phonics Time

- Distinguish between sounds of er, ir, ur
التمييز بين أصوات الحروف er, ir, ur
- Associate sound of letters with written form الربط بين أصوات الحروف والصيغ المكتوبة

LESSON 1

وقت المحادثة Conversation Time

Vocabulary المفردات

kite	طائرة ورقية
thanks	شكراً
made	صنَع
kidding	يمزح
show	يُري ، يُبين
need	يحتاج

paper	ورق
string	خيوط ، دوبراة
get	يُحضر ، يحصل على
want	يريد
tape	شريط لاصق
crayons	ألوان شمع

Adjectives صفات

true	صحيح ، حقيقي
hard	صعب
beautiful	جميل

easy	سهل
great	عظيم ، رائع
proud	فخور

Important Phrases & Expressions عبارات وتعبيرات هامة

What a nice ...!	يا له من ... لطيف!
I made it	أنا صنعتها
by myself	بنفسي ، بمفردى
You are kidding!	إنك تمزح
It's true.	إنها حقيقة .

It was easy.	لقد كانت سهلة .
like to do	يحب أن يفعل
want to play	يريد أن يلعب
Let's get some.	هيا نحضر بعضاً منها .
What a cool ...! WB	ياله من ... جميل !

Opposites متضادات

الكلمة Word	عكسها Opposite
true حقيقي ، صحيح	false خطأ
hard صعب	easy سهل

الكلمة Word	عكسها Opposite
nice لطيف ، جميل	bad سيئ
beautiful جميل	ugly قبيح



Lesson 1

Conjugations of Verbs تصاريف الأفعال

Regular Verbs أفعال منتظمة	
Present مضارع	Past ماضٍ
kid يمزح	kidded
need يحتاج	needed
play يلعب	played

Irregular Verbs أفعال غير منتظمة	
Present مضارع	Past ماضٍ
make يصنع	made
show يُرى ، يبيّن	showed
get يُحضر ، يحصل على	got

Conversation المحادثة

Main Sentences جمل رئيسية

- What a nice kite! يا لها من طائرة ورقية جميلة!
- I made it by myself. لقد صنعتها بنفسى .
- It's true. I made it. إنه حقيقى ، أنا الذى (التى) صنعتها .
- Was it hard? هل كان هذا صعبًا ؟
- No, it was easy. I'll show you. لا ، لقد كان سهلًا ، سأريك .
- What do we need? ماذا نحتاج ؟

About the Conversation موضوع المحادثة



Mike and Laila are at an after school activity centre. Laila made a beautiful kite. It has a butterfly on it. She is proud of her kite. Mike is asking her about it. Laila says they need paper and string to make another kite. They go to get them.



A Listen and repeat.

استمع وردد .

B Listen and point to the speakers.

استمع وأشر إلى المتحدثين .

**C Role-play the conversation with a partner.**

قم بتبادل الأدوار لتمثيل المحادثة مع زميل لك .

D Review. Listen and repeat.

استمع وردد محادثة الدميتين ، وتذكر ما درسته من قبل .



What do you like to do?



I like to play ping-pong.



Do you want to play?



Sure.





Language Notes ملاحظات لغوية

What a nice

• لاحظ أن أسلوب التعجب في اللغة الإنجليزية يتكون مما يلي :

What + **a/an** + صفة + موصوف !



تضاف إذا كان الموصوف اسمًا مفردًا معدودًا

(والمعنى : يا له من)

• What a nice kite!

يا لها من طائرة ورقية جميلة !

• What a cool picture!

يا لها من صورة جميلة !

• What nice kites!

يا لها من طائرات ورقية جميلة !

by myself

• لاحظ أن الضمير (**myself**) معناه (نفسى) أو (بنفسى) :

• I saw **myself** in the picture.

(نفسى) .

• I made this cake **myself**.

(بنفسى) .

• ولكن عبارة (**by myself**) معناها (بمفردى) أو (بدون مساعدة أحد) :

• I made this kite **by myself**.

(بمفردى) .

kid → kidding

• لاحظ عند إضافة (**-ing**) لبعض الأفعال القصيرة التي تنتهي بحرف ساكن وقبله حرف متحرك (a, e, i, o, u) يضاعف (يكرر) الحرف الأخير :

kid → kidding

cut → cutting

get

• لاحظ أن الفعل (**get**) يمكن أن يستخدم بمعنى (يحصل على) أو (يُحضر) أو (يشترى) :

• The elephant is going to **get** a drink.

(يحصل على)

• We need paper and string. Let's **get** some.

(يُحضر)

• Let's **get** that T-shirt.

(يشترى)





وظائف لغوية Language Functions

Expressing enthusiasm; expressing and accepting compliments

التعبير عن الحماس ، والتعبير عن المجاملة وقبولها

• ادرس العبارات التالية للتعبير عن الحماس ، والمجاملة وقبولها :

- **Wow! What a nice kite!** يا لها من طائرة ورقية جميلة !
- Thanks. I made it by myself. شكرًا ، لقد صنعتها بمفردى .
- **You're kidding!** إنك تمزح !
- No, it's true. I made it. لا ، إنه حقيقي ، أنا الذى صنعتها .

Asking about likes السؤال عما نحب فعله

• للسؤال عما يحب شخص أن يفعله نقول :

- **What do you like to do?** ماذا تحب أن تفعل ؟
- وللإجابة نقول مثلًا :
- I like to play ping-pong.

Exercises on Lesson 1

1 Listen and complete.

(نصوص الاستماع بنهاية الكتاب)

Ashraf : What a nice kite! Who (1).....it?

Hady : Thanks. I made it by myself.

Ashraf : You're (2).....!

Hady : No, it's true. I made it.

Ashraf : (3)..... it hard?

Hady : No, it was (4)..... . I'll show you.

2 Circle the odd word and replace it with a correct one.

1	kite	ping-pong	volleyball	football
2	myself	you	himself	herself
3	easy	get	hard	nice
4	crayon	pen	pencil	string
5	need	show	made	get



Exercises

3 Choose the correct answer from a, b, c or d.



1. A: "Was it?" B: "No, it was easy."
 a. nice b. cool c. easy d. hard
2. She didn't make the box. She's
 a. kids b. kidding c. kite d. easy
3. I made this kite
 a. yourself b. himself c. myself d. herself
4. What do we?
 a. need b. needs c. needed d. needing

4 Read the passage and answer the questions.

Yesterday was Friday and Mary was at home. She was bored. She wanted to play, but she didn't have anything to play with. She looked at her sister's desk. She saw some paper, crayons and string. She got them into her room and made a kite. Her sister liked it. Mary told her that she made it by herself. "You're kidding!" said her sister.

A. Fill in the blank boxes with (True) or (False).

	True	False
1 Mary's sister said that Mary was kidding.
2 Mary's sister made the kite by herself.
3 Mary didn't go to school yesterday.

B. Answer the following questions.

4. Why was Mary bored?
5. What things did Mary use to make a kite?

5 Rearrange the following words to make correct sentences.

1. do - need - **What** - we?
2. string - need - and - **We** - paper.
3. a kite - you - **How** - make - do?
4. you - was - I'll - **It** - easy, - show.

6 Punctuate the following.

1. i made it by myself
2. Great! what do we need



LESSON 2

وقت الكلمات Word Time

Vocabulary



المفردات

Fun Activities الأنشطة الترفيهية



collect stickers

يجمع الملصقات



sing

يغنى



build a model

يبني نموذجًا مصغرًا



take a nap

يغفو ، ينام نومًا خفيفًا



read a comic book

يقرأ كتابًا مضحكًا



make a video

يصور فيديو



paint

يرسم بالألوان



cycle

يركب دراجة



PDF Eraser Free

موقع مذكرتك PDF

Lesson 2

Other Words كلمات أخرى

summer	فصل الصيف
triplets	ثلاثة توائم
wear	يرتدى
helmet	خوذة

Sure.	بالتأكيد
all	كُلّ ، جميع
yet	حتى الآن
hurry	يُسرع ، أَسرع

Adjectives صفات

tired	مُتعب
busy	مشغول

cute	لطيف ، جميل
finished	منته من شيء

Important Phrases & Expressions عبارات وتعبيرات هامة

busy collecting ...	مشغول في جمع ...
a video of ...	فيديو مسجل لـ ...

wear a helmet	يرتدى خوذة
not yet	ليس بعد

Conjugations of Verbs تصاريف الأفعال

Regular Verbs أفعال منتظمة	
Present مضارع	Past ماضٍ
collect يجمع	collected
paint يرسم بالألوان	painted
cycle يركب دراجة	cycled
finish ينتهي	finished
hurry يُسرع	hurried

Irregular Verbs أفعال غير منتظمة	
Present مضارع	Past ماضٍ
build يبني	built
read يقرأ	read
sing يغنى	sang
take a nap ينام نومًا خفيفًا	took a nap
make يصنع	made

About the Picture موضوع الصورة

This man is tired. He's taking a nap. Ramy is reading comic books. This girl is building models, and the triplets are busy collecting stickers. Mona is making a video of Kim singing. Hoda is painting, and this girl is cycling. She's wearing a helmet.



A Listen and repeat.

استمع وردد .

- | | | |
|---------------------|----------------------|------------------|
| 1. collect stickers | 2. sing | 3. build a model |
| 4. take a nap | 5. read a comic book | 6. make a video |
| 7. paint | 8. cycle | |

**B Point and say the words.**

أشـر وقل الكلمات .



C Listen and point.

استمع وأشر .

• Now listen and point to the speakers.

والآن استمع إلى الحوارات القصيرة التالية ، وأشر إلى المتحدثين بالصورة :


Listening Text نص الاستماع

1

Girl 1 : I won! I won!

Girl 2 : Congratulations! Do you want to play again?

Girl 1 : Sure.



2

Girl 1 : Which one do you want?

Girl 2 : Oh, I don't know. They're all cute.



3

Boy : Are you finished?

Girl : No, not yet.

Boy : Please hurry.



وظائف لغوية Language Functions

Future simple with "will"

التعبير عن المستقبل باستخدام "will"

• للتعبير عما سيقوم به شخص ما في المستقبل نستخدم الفعل (will) بمعنى (سوف) ، وبعده فعل آخر في المصدر (بدون إضافات) :

♦ Examples:

• He will make a video.

• They'll read comic books.

• She'll paint.

لاحظ أنه يمكن اختصار will إلى (-'ll)

D Write the words. (See pages 29 : 31)

ارجع إلى القاموس المصوّر بنهاية الكتاب المدرسي صفحات (٢٩ : ٣١) ، واكتب الكلمات التي تعلمتها بجوار كل صورة .



What Did Sokkara Find?

ماذا وجدت سكرة ؟

سكرة (الدمية) وجدت شيئاً بالصورة السابقة ، هل تستطيع أن تكتشف هذا الشيء ؟ (الإجابة بنهاية الكتاب)



Exercises on Lesson 2

1 Listen and complete.

(نصوص الاستماع بنهاية الكتاب)

Ramy : What are you doing?

Fatma : I'm (1)..... stickers.

Ramy : (2)..... one do you want?

Fatma : I don't know. (3)..... are all cute.

Ramy : Do you (4)..... this one?

Fatma : Yes, it's cool.

2 Circle the odd word and replace it with a correct one.

1	model	sticker	comic book	take
2	tired	nap	cute	busy
3	wear	helmet	collect	build
4	reading	making	cycling	sing
5	summer	winter	fell	spring



3 Fill in the gaps using the words in the box.

nap - comic - stickers - model - painting

Nahla is at home with her family today. They're all busy. Nahla is collecting (1)..... . Her two sisters are playing video games. Her brother, Samir is reading (2)..... books. Her mother is (3)..... . Her father is taking a (4)..... because he's tired.

4 Choose the correct answer from a, b, c or d.

1. I'm building a for my sister.

a. nap

b. sticker

c. video

d. model

2. Hoda likes stickers.

a. collecting

b. building

c. reading

d. cycling

3. Sarah is wearing a helmet because she's

a. sleeping

b. painting

c. cycling

d. singing



4. My father is tired. He's a nap.
 a. making b. taking c. collecting d. wearing

5 Rearrange the following words to make correct sentences.

1. sticker - want - Which - you - do?

2. comic - is - books - Ramy - reading.

3. a helmet - is - Why - wearing - she?

4. stickers - busy - He - collecting - is.

6 Look and write a paragraph of FIVE (5) sentences.

.....



7 Punctuate the following.

1. They ll read comic books

2. is he taking a nap



LESSON 3

وقت التدريب (التطبيق) Practice Time

A Listen and repeat.

استمع وردد .

We like	singing, but	we don't	like building models.
She likes		she doesn't	

build a model → building models

collect → collecting	sing → singing	build → building	take → taking
read → reading	make → making	paint → painting	cycle → cycling



Grammar قواعد لغوية

Affirmative and negative statements with "like + gerund"

• للتعبير عن شيء نحبه ، أو شيء لا نحبه نستخدم الفعل (like) في النفي أو الإثبات وبعده فعل آخر مضاف له (-ing) :

like + inf. مصدر الفعل + -ing

Affirmative الإثبات	I / We / You / They	like	singing.
	He / She / It	likes	
Negative النفي	I / We / You / They	don't like	painting.
	He / She / It	doesn't like	

♦ Examples:

- I like building models.
- I don't like painting.
- She likes singing.
- She doesn't like taking a nap.

(ولكن) , but

• ويمكن أن نربط بين جملة مثبتة وأخرى منفية باستخدام (but) والتي تعبر عن فكرتين متناقضتين ، وتوضع قبلها فاصلة (,) ، كما يلي :

♦ Examples:

- They like building models, but they don't like making videos.
- He likes taking a nap, but he doesn't like cycling.

• لاحظ أنه إذا كان الفعل ينتهي بحرف (e) يحذف عند إضافة (-ing) :

make → making

take → taking

cycle → cycling





اختبر نفسك Test Yourself

Choose the correct answer from a, b, c or d.

- My sister likes comic books.
a. read b. reads c. reading d. to reading
- I like cycling, I don't like painting.
a. and b. but c. too d. put
- She making videos.
a. wants b. decides c. collects d. likes
- I don't like stickers.
a. collecting b. collected c. collect d. collects
- My brother likes cycling, but she doesn't like a nap.
a. took b. taking c. takes d. take

B Listen and repeat. Then practise with a partner. استمع وردد ، ثم تدرّب مع زميل لك .

1

I like making videos, but I don't like collecting stickers.

I/make videos/collect stickers



2

They like collecting stickers, but they don't like making videos.

They/collect stickers/make videos



3

She likes, but she like taking a nap.

She/cycle/take a nap



4

He a nap,
but he cycling.

He/take a nap/cycle



5

.....,
.....

You/read comic books/paint



6

.....,
.....

She/paint/read comic books



C Look at page 16. Point to the picture and practise with a partner.

انظر إلى صورة الدرس الثاني بالكتاب المدرسي (صفحة ١٦) ، أشر إلى الصورة وتدرّب مع زميل لك على استخدام الفعل (like) في الإثبات والنفي مثل الصيغ السابقة .

◆ Example:

- She likes building models, but she doesn't like painting.



PDF Eraser Free

Lesson 3

Song.

أغنية .

I Like Painting

I like painting,
but I don't like making
videos.

She likes making videos,
but she doesn't like
painting.

I like singing,
but I don't like building
models.

He likes building models,
but he doesn't like singing.

I like collecting stickers,
but I don't like taking naps.
They like taking naps,
but they don't like collecting
stickers.

We like cycling,
but we don't like reading
comic books.
They like reading comic
books,
but they don't like cycling.



Exercises on Lesson 3

1 Listen and complete.

(نصوص الاستماع بنهاية الكتاب)

Noha : Are you (1)....., Ramy?

Ramy : Yes, Noha. A little.

Noha : What are you (2).....?

Ramy : I'm building a (3)..... . Do you like it?

Noha : I (4)..... collecting stickers, but I don't like building models.

Ramy : I like collecting stickers, too.

2 Fill in the gaps using the words in the box.

painting - cooking - don't - taking - doesn't

Hoda's family are all having fun at home. Hoda's mother is in the kitchen because she likes (1)..... . Ahmed likes making models, but he (2)..... like painting. Soha likes (3)....., but she doesn't like reading comic books. Their father likes (4)..... a nap, but he doesn't like watching videos.

3 Choose the correct answer from a, b, c or d.



1. My sister like building models.

- a. don't b. doesn't c. isn't d. wasn't

2. Do you like?

- a. sing b. sings c. sang d. singing

3. He likes painting, but he doesn't singing.

- a. like b. liked c. likes d. liking

4. He likes cycling, he doesn't like reading books.

- a. and b. or c. but d. that



PDF Eraser Free

Exercises

4 Rearrange the following words to make correct sentences.

1. books - reading - Does - like - she?

.....

2. a nap - like - She - taking - doesn't.

.....

3. like - stickers - Do - collecting - you?

.....

4. models - don't - making - They - like.

.....

5 Look and write a paragraph of FIVE (5) sentences.

.....
.....
.....
.....
.....



6 Punctuate the following.

1. do the triplets like painting

.....

2. She likes singing but she doesn t like cycling.

.....



LESSON 4

وقت الصوتيات Phonics Time

er, ir & ur [= /3:/]

• لاحظ نطق الحروف (er) و (ir) و (ur) ، وهي جميعًا تنطق نفس النطق تمامًا في كلمات كثيرة كما يلي :

Vocabulary المفردات

er /3:/

• مفردات بها الحرفان (er) :

	
clerk موظف	dessert (بعد الطعام) الحلو

ir /3:/

• مفردات بها الحرفان (ir) :

			
bird طائر	shirt قميص	dirt قَدْر ، وَسَخ	dirty متسخ
			
skirt جيبية	thirsty عطشان	girl بنت	thirteen رقم ١٣








PDF Eraser Free

Lesson 4

ur /3:/

• مفردات بها الحرفان (ur) :

		
curry الكارى (خليط من التوابل)	purse كيس نقود	hurt يصيب ، يؤلم
		
hurry سرعة ، عجلة	nurse ممرضة	burn يحرق

Other Words كلمات أخرى

rip	يمزق ، يقطع
call	يتصل تليفونياً
and then	وبعد ذلك
eat	يأكل
fly WB	يَطير
favourite WB	مُفضَّل
food WB	طعام

rice WB	أرز
chocolate cake WB	كيك الشيكولاتة
keys WB	مفاتيح
clean up WB	ينظف
iced tea WB	شاي مثلج
bought WB	اشترى
jeans WB	بنطلون جينز

Conjugations of Verbs تصاريف الأفعال

Regular Verbs أفعال منتظمة		
Present مضارع		Past ماضٍ
rip	يمزق ، يقطع	ripped
burn	يحرق	burned
call	يتصل تليفونياً	called

Irregular Verbs أفعال غير منتظمة		
Present مضارع		Past ماضٍ
is	يكون	was
hurt	يصيب ، يؤلم	hurt
eat	يأكل	ate



A Listen and repeat.

استمع وردد .

• لاحظ نطق الحروف (er) , (ir) , (ur) في وسط الكلمات التالية :

			
	clerk	bird	curry
			
	dessert	shirt	purse

B Listen and match.

استمع وصل بين الأرقام والكلمات (بترتيب الاستماع) .

1

2

3

4

5

6

dirt

hurt

clerk

skirt

hurry

nurse

Listening Text

نص الاستماع

1. nurse, nurse

2. hurt, hurt

3. dirt, dirt

4. clerk, clerk

5. hurry, hurry

6. skirt, skirt



PDF Eraser Free

Lesson 4

C Read the sentences. Write the numbers. Then listen.

اقرأ الجمل واكتب أرقامها على الصور ، ثم استمع إليها .

1. Kamal the clerk was in a hurry.
2. He ripped his shirt. He burned the curry.
3. He hurt his foot. He called a nurse.
4. And then he ate a big dessert.



Exercises on Lesson 4

1 Listen and circle.

(نصوص الاستماع بنهاية الكتاب)

1. clerk
girl

2. hurry
hurt

3. kite
skirt

2 Circle the odd word and replace it with a correct one.

1	hurry	burn	purse	hurt
2	bird	ride	skirt	dirt
3	clerk	doctor	girl	teacher
4	rice	chicken	curry	wallet
5	foot	hand	leg	mouse

3 Fill in the gaps using the words in the box.

shirt - burned - dessert - hurt - curry

Yesterday Heba's mother wasn't there. Heba wanted to cook some rice with (1)..... . Heba looked for a fork. She ripped her (2)..... . Then, she (3)..... her foot. Her mother came and helped her. Oh, no! Heba (4)..... the food.



4 Choose the correct answer from a, b, c or d.

- 1. My foot I need help.
 a. helps b. cleans c. burns d. hurts
- 2. My keys and my wallet are in my
 a. purse b. nurse c. birds d. dirt
- 3. She wants juice. She's
 a. hungry b. thirsty c. tired d. burned
- 4. Chocolate cake is my favourite
 a. lunch b. purse c. dessert d. shirt

5 Rearrange the following words to make correct sentences.



- 1. eat - curry - I - with - rice.

- 2. shirt - rip - Did - his - Kamal?

- 3. a shirt - bought - Fady - jeans - and.

- 4. is - dessert - What - favourite - your?

6 Punctuate the following.

- 1. curry is my favourite food

- 2. Did you rip your brother s shirt



Remember تذكر ما ورد بهذه الوحدة



Conversation المحادثة

- Mike : Wow! What a nice kite!
- Laila : Thanks. I made it by myself.
- Mike : You are kidding!
- Laila : No, it's true. I made it.
- Mike : Was it hard?
- Laila : No, it was easy, I'll show you.
- Mike : Great! What do we need?
- Laila : Paper and string. Let's get some.



Language Functions وظائف لغوية

Expressing enthusiasm; expressing and accepting compliments

التعبير عن الحماس ، والتعبير عن المجاملة وقبولها

- تذكر العبارات التالية للتعبير عن الحماس ، والمجاملة وقبولها :
 - **Wow! What a nice kite!** يا لها من طائرة ورقية جميلة !
 - Thanks. I made it by myself. شكرًا ، لقد صنعتها بمفردى .
 - **You're kidding!** إنك تمزح !
 - No, it's true. I made it. لا ، إنه حقيقي ، أنا الذى صنعتها .

Asking about likes السؤال عما نحب فعله

- تذكر أنه للسؤال عما يحب شخص أماننا أن يفعله نقول :
 - **What do you like to do?** ماذا تحب أن تفعل ؟
 - وللإجابة نقول مثلًا :
 - I like to play ping-pong.





Grammar قواعد لغوية

Affirmative and negative statements with "like + gerund"

- تذكر عند التعبير عن شيء نحبه ، أو شيء لا نحبه نستخدم الفعل (like) فى النفى أو الإثبات وبعده فعل آخر مضاف له (-ing) ، كما يلي :

Affirmative الإثبات	I / We / You / They	like	singing.
	He / She / It	likes	
Negative النفى	I / We / You / They	don't like	painting.
	He / She / It	doesn't like	

♦ Examples:

- I like building models.
- She likes singing.
- I don't like painting.
- She doesn't like taking a nap.

(ولكن) , but

- تذكر عند الربط بين جملة مثبتة وأخرى منفية نستخدم (but) والتي تعبر عن فكرتين متناقضتين ، وتوضع قبلها فاصلة (,) ، كما يلي :

♦ Examples:

- They like building models, but they don't like making videos.
- He likes taking a nap, but he doesn't like cycling.

- لاحظ أنه إذا كان الفعل ينتهى بحرف (e) يحذف عند إضافة (-ing):

make → making

take → taking

cycle → cycling





صوتيات Phonics

er, ir & ur [= /3:/]

• تذكر نطق الحروف (er) , (ir) , (ur) في وسط الكلمات التالية :



		
clerk	bird	curry
		
dessert	shirt	purse

تصارييف الأفعال Conjugations of Verbs

أفعال منتظمة Regular Verbs	
مضارع Present	ماضٍ Past
kid يمزح	kidded
need يحتاج	needed
play يلعب	played
collect يجمع	collected
paint يرسم بالألوان	painted
cycle يركب دراجة	cycled
finish ينتهي	finished

أفعال غير منتظمة Irregular Verbs	
مضارع Present	ماضٍ Past
make يصنع	made
show يُرى ، يبين	showed
get يُحضر ، يحصل على	got
build يبني	built
read يقرأ	read
sing يغنى	sang
take a nap ينام نومًا خفيفًا	took a nap



Regular Verbs أفعال منتظمة	
Present مضارع	Past ماضٍ
hurry يُسرِع	hurried
rip يمزق ، يقطع	ripped
burn يُحرق	burned
call يتصل تليفونياً	called

Irregular Verbs أفعال غير منتظمة	
Present مضارع	Past ماضٍ
make يصنع	made
is يكون	was
hurt يصيب ، يؤذي	hurt
eat يأكل	ate

Important Phrases & Expressions عبارات وتعابير هامة

What a nice ...!	يا له من ... لطيف !
by myself	بنفسي ، بمفردى
You are kidding!	إنك تمزح !
It's true.	إنها حقيقة .
Let's get some.	هيا نحضر بعضاً منها .

What a cool ...!	ياله من ... جميل !
busy collecting ...	مشغول فى جمع ...
a video of ...	فيديو مسجل لـ ...
wear a helmet	يرتدى خوذة
not yet	ليس بعد



Pronounce Well انطق بطريقة جيدة

- لاحظ أن الحرف (s) يُنطق /z/ فى هذه الكلمات : (easy) , (was) , (dessert)
- لاحظ أن الحرف (c) يُنطق /s/ فى هذه الكلمات : (nice) , (iced)
- لاحظ أن الحرف (c) يُنطق /k/ فى الكلمات الآتية :

(collect) , (comic) , (cute) , (clerk) , (curry) , (call) , (clean)

- لاحظ أن كلمة (cycle) تحتوى على الحرف (c) مكرر مرتين ، ولاحظ جيداً أن الحرف (c) الأول ينطق /s/ ، والثانى ينطق /k/ :

cycle
/s/ ← → /k/

- لاحظ ما يلى عند نطق كلمة (chocolate) :
- الحرفان (ch) ينطقان /tʃ/ مثل نطق الحرفين (تش) فى اللغة العربية .
- الحرف (c) الثانى ينطق /k/ ، والحرف (o) الثانى لا ينطق .

chocolate
↓ ↓ ↓
/tʃ/ /k/ /o/



PDF Eraser Free

Remember

Writing Models نماذج للكتابة

هذا الجزء للتدريب على السؤال السابع في ورقة الامتحان (سؤال الكتابة) .

Look and write a paragraph of FIVE (5) sentences.

انظر واكتب فقرة مكونة من خمس جمل (أمثلة مجاب عنها) .

A

These children are at the library. The girl has a kite. She made it by herself. She tells the boy how he can make one. They need paper and string.



B

These people are at home. The boy likes reading. He's reading a comic book. His father is tired. He's taking a nap.



C

She is my friend. She is painting a nice picture. She likes painting very much. She doesn't like reading comic books. I like painting, too.



D

These children are at home. This girl is building a model. That girl is singing. Her friend is making a video of her. They are all happy.



E

This is my friend. She has a new bike. She likes cycling. She is wearing a helmet. She is very happy.



Vocabulary Check



Write the meaning of the following words:

اكتب معانى الكلمات الآتية :

.....	طائرة ورقية	يرتدى
.....	بنفسى	خوذة
.....	يمزح	سرعة ، عجلة
.....	حقيقى ، صحيح	موظف
.....	صعب	الكارى (خليط من التوابل)
.....	سهل	الحو (بعد الطعام)
.....	يُرى ، يبيّن	قميص
.....	يحتاج	كيس نقود
.....	ورق	قَدَر ، وَسَخ
.....	خيطة ، دويرة	يصيب ، يؤلم
.....	يُحضر ، يحصل على	جيبية
.....	يجمع	قَدَر ، متسخ
.....	ملصقات	ممرضة
.....	يبنى	يمزق ، يقطع
.....	نموذج مصغر	يحرق
.....	قصة مصورة للأطفال	يتصل تليفونياً
.....	يغنى أغنية	عطشان
.....	ينام نومًا خفيفًا	طائر
.....	يصور فيديو	بنت
.....	يركب دراجة	رقم ١٣



PDF Eraser Free

Exercises



Advanced Exercises

تدريبات للطالبة للفائقين (مجاب عنها بنهاية الكتاب)

1 Circle the odd word and replace it with a correct one.

1	myself	herself	self	yourself
2	crayon	tape	paper	spring
3	sing	bicycle	read	build
4	tired	shirt	girl	dirt
5	hurt	barn	nurse	purse

2 Read the passage and answer the questions.

Soha is ten years old. Her father is a teacher. Her mother is a housewife. She has two brothers, Magdi and Omar. Magdi likes painting, but he doesn't like making videos. Omar likes singing, but he doesn't like collecting stickers. Soha likes cycling, but she doesn't like taking a nap.

A. Fill in the blank boxes with (True) or (False).

	True	False
1 Soha's mother doesn't go to work.
2 Magdi has a brother and a sister.
3 Omar likes painting.

B. Answer the following questions.

4. Where does Soha's father work?

.....

5. How many sisters does Omar have?

.....

3 Punctuate the following.

1. I like singing but i don t like cycling

.....

2. were you making a video at maha s house

.....



Test 1 Based on Unit 10

أسئلة هذا الاختبار مختارة من امتحانات الإدارات التعليمية بالمحافظات

A Listening

1 Listen and circle.

(نصوص الاستماع بنهاية الكتاب)

1. burn
purse(محافظة المنوفية -
إدارة منوف التعليمية ٢٠١٩)2. hurry
curry(محافظة كفر الشيخ -
إدارة دسوق التعليمية ٢٠١٩)3. bird
bread(محافظة أسيوط -
إدارة أبو تيج التعليمية ٢٠١٩)

2 Listen and complete.

(نصوص الاستماع بنهاية الكتاب)

A : What a nice kite!

B : Thanks. I made it by (1).....

A : Was it (2)..... ?

B : No, it was easy. I'll show you.

A : Great. What do we (3)..... ?

B : (4)..... and string. (محافظة القاهرة - إدارة روض الفرج التعليمية ٢٠١٩)

B Reading

3 Circle the odd word and replace it with a correct one.

1 video build sing read

(محافظة القاهرة - إدارة روض الفرج التعليمية ٢٠١٩)

2 curry pizza find noodle

(محافظة كفر الشيخ - إدارة غرب كفر الشيخ التعليمية ٢٠١٩)

3 shirt T-shirt dress clerk

(محافظة الجيزة - إدارة العمرانية التعليمية ٢٠١٩)

4 clerk dessert nurse vet

(محافظة الشرقية - إدارة الإبراهيمية التعليمية ٢٠١٩)

5 ice cream cake water rice

(محافظة القاهرة - إدارة عابدين التعليمية ٢٠١٩)



PDF Eraser Free

Test

4 Choose the correct answer from a, b, c or d.

1. We need paper and to make a kite.

- a. sting b. sing c. song d. string

(محافظة كفر الشيخ - إدارة الرياض التعليمية ٢٠١٩)

2. He like making videos.

- a. is b. are c. don't d. doesn't

(محافظة المنوفية - إدارة شبين الكوم التعليمية ٢٠١٩)

3. She likes comic books.

- a. read b. reads c. is reading d. reading

(محافظة أسوان - إدارة كوم أمبو التعليمية ٢٠١٩)

4. We like stickers.

- a. building b. collecting c. reading d. cycling

(محافظة الدقهلية - إدارة أجا التعليمية ٢٠١٩)

5 Read the passage and answer the questions.

We are at home today. My mother is tired. She is taking a nap. Ramy is reading comic books. Heba is building models. Alaa is collecting stickers. Ahmed is painting. Mona is making a video.

A. Fill in the blank boxes with (True) or (False).

	True	False
1 Ramy is collecting stickers.
2 My mother is building models.
3 Mona is making a video.

B. Answer the following questions.

4. Who is tired?

.....

5. What is Ahmed doing?

.....

(محافظة بنى سويف - إدارة الفشن التعليمية ٢٠١٩)



C Writing

6 Rearrange the following words to make correct sentences.

1. is - That - kite - a - cool.

(محافظة المنيا - إدارة المنيا التعليمية ٢٠١٩)

.....

2. build - How - you - a model - do?

(محافظة الغربية - إدارة كفر الزيات التعليمية ٢٠١٩)

.....

3. She - a nap - taking - likes.

(محافظة البحيرة - إدارة بندر كفر الدوار التعليمية ٢٠١٩)

.....

4. do - need - What - we?

(محافظة قنا - إدارة الوقف التعليمية ٢٠١٩)

.....

7 Look and write a paragraph of FIVE (5) sentences.

.....

.....

.....

.....

.....



(محافظة أسوان - إدارة كوم أمبو التعليمية ٢٠١٩)

8 Punctuate the following.

1. does he like painting

.....

(محافظة سوهاج - إدارة أخميم التعليمية ٢٠١٩)

2. i made it by myself

.....

(محافظة المنوفية - إدارة أشمون التعليمية ٢٠١٩)



PDF Eraser Free

Test

Test 2 Based on Unit 10

A Listening

1 Listen and circle.

(نصوص الاستماع بنهاية الكتاب)

1. purse
jeans

2. clerk
drink

3. yard
burn

2 Listen and complete.

(نصوص الاستماع بنهاية الكتاب)

Seif : Wow! What a nice model!

Fady : Thanks. I (1)..... it by myself.

Seif : Are you (2)..... ?

Fady : No, it's true. I made it.

Seif : I want to make one. (3)..... do we need?

Fady : Paper and glue. (4)..... get some.

B Reading

3 Circle the odd word and replace it with a correct one.

1	collecting	painting	cycling	sing
2	hard	easy	cycle	nice
3	summer	string	winter	fall
4	hurt	nurse	paint	burn
5	dirt	skirt	shirt	kite

4 Fill in the gaps using the words in the box.

cycling - taking - don't - stickers - doesn't

We are at home. My mother is tired. She's (1)..... a nap. My brother is reading comic books. My sister is (2)..... in the yard. She (3)..... like making models. I like collecting (4)....., but I don't like making videos.



5 Read the passage and answer the questions.

My friends and I like the summer holidays. Everyone likes doing different things. I like collecting stickers, but I don't like playing video games. Mona likes cycling, but she doesn't like painting. Hesham likes reading comic books, but he doesn't like singing. Magda likes painting, but she doesn't like making videos. We all don't like taking naps.

A. Fill in the blank boxes with (True) or (False).

	True	False
1 I like playing video games.
2 Magda likes painting, but she doesn't like making videos.
3 Three children don't like taking naps.

B. Answer the following questions.

4. Who likes reading comic books?

.....

5. What does Mona like doing?

.....

C Writing**6 Rearrange the following words to make correct sentences.**

1. models - like - Does - building - she?

.....

2. stickers - doesn't - collecting - She - like.

.....

3. are - a helmet - Why - wearing - you?

.....

4. games - playing - They - video - are.

.....



PDF Eraser Free

Test

7 Look and write a paragraph of FIVE (5) sentences.



.....

.....

.....

.....

.....

8 Punctuate the following.

1. She doesn't like singing

.....

2. what is your favourite dessert

.....



PDF Eraser Free

Unit 11

At the Planetarium

فى القبة الفلكية (السماوية)



Learning Objectives أهداف الوحدة

LESSON 1 : Conversation Time

- Request permission طلب الإذن
- Deny requests رفض إعطاء الإذن
- Express wants التعبير عما نريده
- Identify speakers in a conversation التعرف على المتحدثين فى محادثة

LESSON 3 : Practice Time

- Simple present with **want + to + infinitive** استخدام الفعل **want** فى زمن المضارع البسيط
- Object pronouns التدريب على استخدام ضمائر المفعول
- Imperatives استخدام أفعال الأمر

LESSON 2 : Word Time

- Write sentences كتابة جُمَل
- Read sentences قراءة جُمَل
- Vocabulary: planets تعلم أسماء الكواكب

LESSON 4 : Phonics Time

- Distinguish between sounds of **oi , oy** التمييز بين أصوات الحروف **oy , oi**
- Associate sound of letters with written form الربط بين أصوات الحروف والصيغ المكتوبة

PDF Eraser Free

SB Page 19 WB Page 17

LESSON 1

وقت المحادثة Conversation Time

Vocabulary المفردات

planet	كوكب
star	نجم
show	عَرَض
gift	هدية

hurry	يُسرع
kids	أطفال
today	اليوم
dinner	وجبة العشاء

Places أماكن

planetarium	القبة الفلكية (مبنى يبين حركة النجوم والكواكب)
gift shop	محل هدايا

snack bar	مِقْصَف (مطعم لتقديم الوجبات الخفيفة)
museum	متحف
bookstore WB	مكتبة (لبيع الكتب)

Adjectives صفات

great	رائع ، عظيم
sorry	أسف ، متأسف

hungry	جائع
thirsty	عطشان

Important Phrases & Expressions عبارات وتعبيرات هامة

have time	لديه وقت
a gift for ...	هدية من أجل ...
We'll hurry.	سوف نُسرِع .

catch the bus	يلحق بالأتوبيس
at the museum	في المتحف
Let's have ...	هيا نتناول ...

Opposites متضادات

Word الكلمة	Opposite عكسها
go	يذهب
buy	يشترى
come	يأتي
sell	يبيع

Word الكلمة	Opposite عكسها
catch (the bus)	miss (the bus)
يلحق بالأتوبيس	يفوته الأتوبيس



Conjugations of Verbs تصاريف الأفعال

Regular Verbs أفعال منتظمة		
Present مضارع		Past ماضٍ
want	يريد	wanted
hurry	يسرع	hurried

Irregular Verbs أفعال غير منتظمة		
Present مضارع		Past ماضٍ
see	يرى	saw
go	يذهب	went
buy	يشترى	bought

Conversation



المحادثة

Main Sentences جمل رئيسية

• Did you see all the planets and stars?	هل رأيت جميع الكواكب والنجوم؟
• Yeah! That was a great show.	نعم ، لقد كان عرضًا رائعًا .
• Can we go to the snack bar?	هل يمكننا الذهاب إلى المقصف (مطعم الوجبات الخفيفة) ؟
• Can we go to the gift shop?	هل يمكننا الذهاب إلى محل الهدايا ؟
• No, kids. We don't have time.	لا يا أطفال ، ليس لدينا وقت .
• But I want to buy a gift for my dad.	ولكني أريد أن أشتري هدية لوالدي .
• Sorry, kids. We have to catch the bus.	معذرةً يا أطفال ، يجب علينا أن نلحق بالأتوبيس .

About the Conversation موضوع المحادثة

The students are at the planetarium. They are looking at the planets and stars. Kim wants to go to the snack bar, and Ramy wants to go to the gift shop. Miss Nadia says they don't have time. They have to catch the bus.



PDF Eraser Free

Lesson 1

A Listen and repeat.

استمع وردد .

B Listen and point to the speakers.

استمع وأشر إلى المتحدثين .



C Role-play the conversation with a partner. قم بتبادل الأدوار لتمثيل المحادثة مع زميل لك .

D Review. Listen and repeat.

استمع وردد محادثة الدميتين ، وتذكر ما درسته من قبل .



I saw a film at the museum today.



Did you have lunch at the museum?



No, I didn't. I'm hungry.



Let's have some dinner.





Language Notes ملاحظات لغوية

planet & plant

- We saw all the **planets** and stars.
- There are a lot of **plants** in the garden.

• لاحظ الفرق في حروف الكلمتين :

(كواكب)

(نباتات)

show

- That was a great **show**.
- It's easy. I'll **show** you.

• لاحظ أن كلمة (**show**) يمكن أن تستخدم كاسم أو كفعل :

(اسم بمعنى : عَرَض)

(فعل بمعنى : يُرَى ، يبيّن)

catch

- We have to **catch** the bus.
- He wants to go to the sea and **catch** fish.
- Try to **catch** the ball.
- He doesn't want to **catch** a cold.

• لاحظ أن الفعل (**catch**) يستخدم بمعانٍ مختلفة ، كما يلي :

(يلحق بالأتوبيس)

(يصطاد سمكًا)

(يمسك بالكرة)

(يصاب بالبرد)

have

- We don't **have** time.
- We want to **have** a nice time.
- They **have** a big house.
- Let's **have** dinner.
- She wants to **have** some juice.

• لاحظ أن الفعل (**have**) يستخدم بمعانٍ مختلفة :

(ليس لدينا وقت)

(يقضى وقتًا)

(يملك)

(يأكل)

(يشرب)



Language Functions وظائف لغوية

Requesting permission طلب الإذن

- عند طلب الإذن نبدأ بقولنا (**Can we/I?**) وبعدها فعل آخر في المصدر (بدون إضافات) :

♦ Examples:

- Can we go to the gift shop?
- Can we go to the snack bar?

هل يمكننا الذهاب إلى محل الهدايا ؟

هل يمكننا الذهاب إلى مطعم الوجبات الخفيفة ؟

Denying requests رفض إعطاء الإذن

- No, kids. We don't have time.
- Sorry, kids. We have to catch the bus.

• وعند رفض الإذن نقول مثلًا :

لا يا أطفال ، ليس لدينا وقت .

معذرة يا أطفال ، يجب علينا أن نلحق بالأتوبيس .



Exercises on Lesson 1

1 Listen and complete.

(نصوص الاستماع بنهاية الكتاب)

Nahla : Where did you go today?

Nehad : I went to the planetarium.

Nahla : What (1)..... you see there?

Nehad : There was a great show. We saw all the (2)..... and stars.

Nahla : Did you (3)..... any gifts?

Nehad : No, I didn't. We didn't go to the (4)..... shop.

2 Circle the odd word and replace it with a correct one.

1	planet	start	sun	moon
2	museum	planetarium	snack	aquarium
3	thirty	hungry	tired	hot
4	snack bar	gift shop	film	bookstore
5	dinner	lunch	breakfast	gift

3 Fill in the gaps using the words in the box.

planets - catch - snack - snake - planetarium



Kim and her class went on a field trip last Friday. They visited the (1)..... . People go there to see all the (2)..... and stars. In the morning, there was a great show. In the afternoon, they were thirsty and hungry. They wanted to go to the (3)..... bar, but they didn't have time. They had to hurry to (4)..... the bus.

4 Choose the correct answer from a, b, c or d.

1. You can see the planets and stars at the

- a. aquarium b. museum c. planetarium d. gift shop

2. I'm thirsty. Let's go to the

- a. gift shop b. bookshop c. shoe shop d. snack bar

3. We don't have time. We have to..... the bus.

- a. match b. catch c. watch d. show



4. I want to buy a for my father.

- a. planet
- b. gift
- c. kid
- d. show

5 Rearrange the following words to make correct sentences.

1. planetarium - We - yesterday - the - visited.

.....

2. the bookshop - go - Can - we - to?

.....

3. catch - have - We - the bus - to.

.....

4. the - see - Did - planets - you?

.....

6 Look and write a paragraph of FIVE (5) sentences.

.....

.....

.....

.....

.....



7 Punctuate the following.

1. can we go to the snack bar

.....

2. Sorry, kids. We don t have time

.....



LESSON 2

وقت الكلمات Word Time

Vocabulary



المفردات

Planets الكواكب

	
Mercury كوكب عطارد	Venus كوكب الزهرة
	
Earth كوكب الأرض	Mars كوكب المريخ
	
Jupiter كوكب المشترى	Saturn كوكب زحل
	
Uranus كوكب أورانوس	Neptune كوكب نبتون
	
Pluto كوكب بلوتو	



Other Words كلمات أخرى

solar system	النظام الشمسي
live	يعيش
ticket	تذكرة
wrong	خطأ

worry	يقلق
find	يجد
next to WB	بجوار
here WB	هنا

Adjectives صفات

solar	شمسي
close	قريب

the closest	الأقرب
the furthest	الأبعد

Important Phrases & Expressions عبارات وتعبيرات هامة

going out from	خروجًا من
live on Earth	يعيش على الأرض

What's wrong?	ما المشكلة ؟ ماذا بك ؟
Don't worry.	لا تقلق .

Opposites متضادات

Word الكلمة	Opposite عكسها
going out من خروجًا	going into دخولًا في
closer than أقرب من	further than أبعد من

Word الكلمة	Opposite عكسها
close to قريب من	far from بعيد عن
the closest الأقرب	the furthest الأبعد

Conjugations of Verbs تصاريف الأفعال

Regular Verbs أفعال منتظمة		
Present مضارع	Past ماضٍ	
live يعيش	lived	
worry يقلق	worried	
help يساعد	helped	

Irregular Verbs أفعال غير منتظمة		
Present مضارع	Past ماضٍ	
see يرى ، يشاهد	saw	
take pictures يلتقط صورًا	took pictures	
find يجد	found	

About the Picture موضوع الصورة

There are nine planets in the solar system. Going out from the sun, they are Mercury, Venus, Earth, Mars, Jupiter, Saturn, Uranus, Neptune and Pluto. We live on Earth. Neptune is bigger than Pluto. Jupiter is the biggest. Pluto is the smallest planet. Mercury is the closest to the sun, and Pluto is the furthest from the sun.



PDF Eraser Free

Lesson 2

A Listen and repeat.

استمع وردد .

1. Mercury

2. Venus

3. Earth

4. Mars

5. Jupiter

6. Saturn

7. Uranus

8. Neptune

9. Pluto

**B Point and say the words.**

أشِرْ وَقُلْ الكَلِمَات .



C Listen and point.

استمع وأشر .

• Now listen and point to the speakers.

والآن استمع إلى الحوارات القصيرة التالية ، وأشر إلى المتحدثين بالصورة :

Listening Text نص الاستماع

1

Boy : Did you see the show?

Girl : Yes. It was cool. Here's a ticket.

Boy : Wow! Thanks.



2

Girl : That's a cool camera.

Boy : Thanks. I like taking pictures.

Girl : Me, too.



3

Planetarium Worker : What's wrong?

Boy : I can't find my teacher.

Planetarium Worker : Don't worry.

I'll help you find your teacher.



PDF Eraser Free

Lesson 2



Language Functions وظائف لغوية

Expressing and accepting compliments التعبير عن المجاملة وقبولها

- للتعبير عن المجاملة نقول مثلاً :
• **That's a cool camera.** إنها كاميرا جميلة .
- وللرد (عند قبول المجاملة) نقول مثلاً :
- **Thanks. I like taking pictures.** أشكرك ، إننى أحب التقاط الصور .

D Write the words. (See pages 29:31)

ارجع إلى القاموس المصوّر بنهاية الكتاب المدرسي صفحات (٢٩ : ٣١) ، واكتب الكلمات التي تعلمتها بجوار كل صورة .



What Did Sokkara Find?

ماذا وجدت سكرة ؟

سكرة (الدمية) وجدت شيئاً بالصورة السابقة ، هل تستطيع أن تكتشف هذا الشيء ؟ (الإجابة بنهاية الكتاب)

Exercises on Lesson

2

1 Listen and complete.

(نصوص الاستماع بنهاية الكتاب)

Samy: How many planets are there?

Samir: There are (1)..... planets.

Samy: (2)..... planet is the biggest?

Samir: Jupiter is the biggest planet.

Samy: Which planet is the (3)..... to the sun?

Samir: It's (4).....

2 Circle the odd word and replace it with a correct one.

1	Pluto	Sun	Uranus	Jupiter
2	smaller	furthest	closest	biggest
3	Venus	Earth	Saturday	Neptune
4	bigger	closer	smaller	furthest
5	January	February	Mars	April



3 Fill in the gaps using the words in the box.

bought - father - gift - books - park

Hany went to the bookshop. There were a lot of (1)..... . He bought a book for his (2)....., then he went to the (3)..... shop. He (4)..... a present for his sister.

4 Choose the correct answer from a, b, c or d.

- There are planets in the solar system.
a. ninety b. nine c. eight d. seven
- The planet we live on is
a. Venus b. Jupiter c. Uranus d. Earth
- is the closest planet to the sun.
a. Mercury b. Venus c. Earth d. Mars
- Pluto is the planet.
a. biggest b. closest c. smallest d. tallest

5 Rearrange the following words to make correct sentences.

- the - planet - Which - biggest - is?
.....
- Pluto - is - than - Neptune - bigger.
.....
- the sun - the closest - Is - to - Mercury?
.....
- isn't - Jupiter - Saturn - to - next.
.....

6 Punctuate the following.

- Is Venus smaller than mercury
.....
- Saturn isn t bigger than jupiter.
.....



PDF Eraser Free

SB Page 21 WB Page 19

LESSON 3

وقت التدريب (التطبيق) Practice Time

A Listen and repeat.

استمع وردّد .

I want	to see Mercury. Let	me	look.
He wants		him	



Grammar قواعد لغوية

Present simple with "want to + infinitive"

- تذكر استخدام الفعل (want) في زمن المضارع البسيط وبعده (الفعل في المصدر + to) ، ويستخدم للتعبير عما يريده شخص ، كما يلي :

I / We / You / They	want	to see the planets.
He / She	wants	

- ♦ Examples: • We want to see Mercury. • She wants to see Mars.

Imperatives أفعال الأمر

- تذكر أن فعل الأمر يأتي في بداية الجملة ، ويكون في صيغة المصدر (أي بدون أي إضافات) .

- ♦ Examples: • Let me see. دعني أرى . • Open the door. افتح الباب .

Object pronouns ضمائر المفعول

- تذكر ضمائر المفعول فيما يلي (وهي دائماً تأتي بعد فعل الجملة) :

Subject pronouns ضمائر الفاعل	Object pronouns ضمائر المفعول	Examples أمثلة
I	me	Please give me a ticket.
He	him	Please give him a ticket.
She	her	Please give her a ticket.
It	it	Please give it some food.
They	them	Please give them tickets.
We	us	Please give us tickets.
You	you	I'll give you a ticket.

♦ More Examples:

- I want to see Jupiter. Let me look. • He wants to see Mars. Let him look.





Test Yourself اختبر نفسك

Choose the correct answer from a, b, c or d.

- We are late. Let leave now.
a. her b. him c. us d. them
- I want the bus.
a. catch b. to catch c. caught d. catching
- Ali wants to see Neptune. Let look.
a. her b. me c. them d. him
- the door, please, Mona.
a. Open b. Opens c. Opening d. Opened
- I want to see the moon. Let look.
a. him b. me c. us d. them

B Listen and repeat. Then practise with a partner. استمع وردد ، ثم تدرّب مع زميل لك .

1

She **wants to see** Mars.
Let **her** look.

She / Mars



2

They **want to see** Saturn.
Let look.

They / Saturn



3

I Jupiter.
Let look.

I / Jupiter



Lesson 3

4

He Neptune.
Let look.

He / Neptune



5

.....
.....

We / Venus



6

.....
.....

She / Pluto



C Look at page 20. Point to the picture and practise with a partner.

انظر إلى صورة الدرس الثاني بالكتاب المدرسي (صفحة ٢٠) ، أشر إلى الصورة وتدرّب مع زميل لك على استخدام الفعل (want) وضمائر المفعول ، مثل الأمثلة السابقة .

◆ Example:

- We **want to see** the moon.
- Let **us** look.



● Song.

أغنية .

I Want To See Mercury

I want to see Mercury.

Hurrah, hurrah!

I want to see Mercury.

Hurrah, hurrah!

I want to see Mercury.

I want to see Mercury.

Let me look. Let me look.

Please let me look.

She wants to see Jupiter.

Hurrah, hurrah!

She wants to see Jupiter.

Hurrah, hurrah!

She wants to see Jupiter.

She wants to see Jupiter.

Let her look. Let her look.

Please let her look.

He wants to see Saturn.

Hurrah, hurrah!

He wants to see Saturn.


Hurrah, hurrah!

He wants to see Saturn.

He wants to see Saturn.

Let him look. Let him look.

Please let him look.



Exercises on Lesson 3

1 Listen and complete.

(نصوص الاستماع بنهاية الكتاب)

Worker : (1)..... do you want to see?

Ashraf : I want to see Jupiter. Let (2)..... look.

Worker : And what (3)..... your sister want to see?

Ashraf : She wants to see Mars. Let (4)..... look.

Worker : Okay. You all will look.

Ashraf : Wow! Thanks.

2 Circle the odd word and replace it with a correct one.

1	see	wants	likes	helps
2	me	he	her	them
3	Saturn	March	Pluto	Venus
4	I	they	him	she
5	let	look	see	wants

3 Fill in the gaps using the words in the box.

wants - sun - show - Earth - want

It's my first visit to the planetarium today. There's a cool (1)..... every day. Here, we can see the planets in the solar system. I (2)..... to see Mercury, the closest planet to the sun. My sister (3)..... to see Pluto, the smallest planet. We all want to see (4)..... because we live on it.

4 Choose the correct answer from a, b, c or d.



1. We want to see Mercury. Let look.

a. me

b. them

c. us

d. we

2. Maher and Wael to see the show.

a. want

b. wants

c. to want

d. wanting

3. I want to see the Earth. Let look.

a. her

b. him

c. me

d. us



4. She to see Jupiter.

a. want

b. wants

c. wanting

d. to want

5 Rearrange the following words to make correct sentences.

1. see - you - What - do - want to?

.....

2. see - wants - Neptune - She - to.

.....

3. let - Please - look - me.

.....

4. she - see - What - want to - does?

.....

6 Punctuate the following.

1. does Kareem want to see the planets

.....

2. Ali s brother wants to see pluto.

.....



للتدريب على حل أسئلة الامتحان ارجع
إلى كراسة المراجعة والامتحانات

عزيزي
التلميذ



LESSON 4

وقت الصوتيات Phonics Time







oi & oy = [/ɔɪ/]

- الحروف (oi) و (oy) تنطق بنفس الطريقة ، ولكن لاحظ أن الحرفين (oi) يكونان دائماً في بداية ووسط الكلمات ، والحرفين (oy) يكونان في بداية ووسط ونهاية الكلمات ، كما يلي :

Vocabulary المفردات

oi /ɔɪ/

• مفردات تحتوى على الحرفين (oi) :

		
boil يَغلى	oil زيت	point يشير
		
join يلتحق ، ينضم	broiled مشوى	foil رقاقة معدنية (فويل)

oy /ɔɪ/

• مفردات تحتوى على الحرفين (oy) :

		
boy ولد	joy فرح ، سعادة	oyster المحار
		
toy دمية ، لعبة أطفال	soy فول الصويا	soy sauce صلصة الصويا



Other Words كلمات أخرى

nose	أنف
son	ابن
frown	يقطب جبينه (يُكشّر)

love	يحب
cooked	مطهو ، مطبوخ
jump	يقفز

Conjugations of Verbs تصاريف الأفعال

Regular Verbs أفعال منتظمة		
Present مضارع		Past ماضٍ
boil	يغلي	boiled
point	يشير	pointed
join	ينضم	joined
frown	يُكشّر	frowned

Irregular Verbs أفعال غير منتظمة		
Present مضارع		Past ماضٍ
put	يضع	put
eat	يأكل	ate

A Listen and repeat.

استمع وردد .

• لاحظ نطق الحرفين (oi) في الكلمات التالية :

oi	boil	oil	point

• لاحظ نطق الحرفين (oy) في الكلمات التالية :

oy	boy	joy	oyster



PDF Eraser Free

Lesson 4

B Do they both have the same vowel sound? Listen and put ✓ or X .

هل تتفق كل كلمتين فيما يلي في نطق الحرفين المتحركين بهما ؟ استمع وضع علامة ✓ أو X :

1 Roy boil

2 join joy

3 nose toy

4 soy son

5 frown boys

Listening Text



نص الاستماع

1. Roy, boil

Roy, boil

4. soy, son

soy, son

2. join, joy

join, joy

5. frown, boys

frown, boys

3. nose, toy

nose, toy

C Read the sentences. Write the numbers. Then listen.

اقرأ الجمل ، وضع أرقامها على الصور المناسبة لها ، ثم استمع إليها :

1. Roy and the boy loved oysters. They loved them boiled.
2. They loved them broiled.
3. They loved them cooked in oil.
4. They put them in foil.
5. And jumped and jumped for joy!



Exercises on Lesson 4

1 Listen and circle.

(نصوص الاستماع بنهاية الكتاب)

1. say
soy2. join
joy3. boil
foil

2 Circle the odd word and replace it with a correct one.

1	oyster	play	joy	boy
2	boy	son	brother	girl
3	frown	town	boil	gown
4	them	him	her	my
5	point	bowl	foil	broil

3 Fill in the gaps using the words in the box.

boiled - oysters - oil - bedroom - kitchen

My mother likes to cook good food for the family. Yesterday she went to the supermarket. She bought some fish and many (1)..... . She went to the (2)..... to cook them. I loved the oysters (3)....., but my sister loved them broiled. My mother got the (4)..... and started to cook, but the cat jumped on the table and dropped the oil.

4 Choose the correct answer from a, b, c or d.

1. My mother puts sauce on the food.

a. joy b. boy c. toy d. soy

2. I want to eat fish and

a. foil b. oil c. oysters d. toys

3. The kids ate the oysters and jumped for

a. toy b. soy c. joy d. boy

4. The girl at the toy.

a. painted b. pointed c. boiled d. broiled



PDF Eraser Free

Exercises



5 Rearrange the following words to make correct sentences.

1. foil - the fish - They - in - put.

.....

2. at - Did - point - the oysters - Roy?

.....

3. wanted - sauce - The cook - soy - some.

.....

4. like - boiled - Do - the oysters - you?

.....

6 Look and write a paragraph of FIVE (5) sentences.



.....
.....
.....
.....
.....

7 Punctuate the following.

1. Roy and Joyce didn t have oil

.....

2. can I have some boiled oysters

.....



Remember تذكر ما ورد بهذه الوحدة



Conversation المحادثة

- Kim : Wow! Did you see all the planets and stars?
 Ramy : Yeah! That was a great show.
 Kim : Miss Nadia, can we go to the snack bar?
 Ramy : Can we go to the gift shop?
 Miss Nadia : No, kids. We don't have time.
 Kim : Aw. But I want to buy a gift for my dad.
 Ramy : And I'm thirsty.
 Kim : Please, Miss Nadia. We'll hurry.
 Miss Nadia : Sorry, kids. We have to catch the bus.



Language Functions وظائف لغوية

Requesting permission طلب الإذن

- تذكر عند طلب الإذن نبدأ بقولنا (Can we/?) وبعدها فعل آخر في المصدر (بدون إضافات) :

◆ Examples:

- Can we go to the gift shop? هل يمكننا الذهاب إلى محل الهدايا ؟
- Can we go to the snack bar? هل يمكننا الذهاب إلى مطعم الوجبات الخفيفة ؟

Denying requests رفض إعطاء الإذن

- وتذكر عند رفض الإذن نقول مثلًا :
 لا يا أطفال ، ليس لدينا وقت .
 معذرة يا أطفال ، يجب علينا أن نلحق بالأتوبيس .
- No, kids. We don't have time.
- Sorry, kids. We have to catch the bus.

Expressing and accepting compliments التعبير عن المجاملة وقبولها

- للتعبير عن المجاملة نقول مثلًا :
 إنها كاميرا جميلة .
- وللرد (عند قبول المجاملة) نقول مثلًا :
 أشكرك ، إننى أحب التقاط الصور .
- That's a cool camera.
- Thanks. I like taking pictures.





Grammar قواعد لغوية

Present simple with "want to + infinitive"

- تذكر استخدام الفعل (want) في زمن المضارع البسيط وبعده (الفعل في المصدر + to + inf.) ، ويستخدم للتعبير عما يريده شخص ، كما يلي :

I / We / You / They	want	to see the planets.
He / She	wants	

- ◆ **Examples:** • We want to see Mercury. • She wants to see Mars.

Imperatives أفعال الأمر

- تذكر أن فعل الأمر يأتي في بداية الجملة ، ويكون في صيغة المصدر (أى بدون أى إضافات) .

- ◆ **Examples:** • Let me see. • Open the door.

Object pronouns ضمائر المفعول

- تذكر ضمائر المفعول فيما يلي (وهي دائماً تأتي بعد فعل الجملة) :

Subject pronouns ضمائر الفاعل	Object pronouns ضمائر المفعول	Examples أمثلة
I	me	Please give me a ticket.
He	him	Please give him a ticket.
She	her	Please give her a ticket.
It	it	Please give it some food.
They	them	Please give them tickets.
We	us	Please give us tickets.
You	you	I'll give you a ticket.

- ◆ **More Examples:**
 - He wants to see Saturn. Let him look.
 - We want to see Mercury. Let us look.

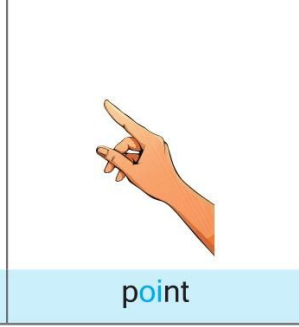




صوتيات Phonics

oi & oy [= /ɔɪ/]

• تذكر نطق الحرفين (oi) في الكلمات التالية :



• تذكر نطق الحرفين (oy) في الكلمات التالية :



تصارييف الأفعال Conjugations of Verbs

أفعال منتظمة Regular Verbs		
Present مضارع		Past ماضٍ
want	يريد	wanted
hurry	يُسرع	hurried
live	يعيش	lived
worry	يقلق	worried
help	يساعد	helped

أفعال غير منتظمة Irregular Verbs		
Present مضارع		Past ماضٍ
see	يرى	saw
buy	يشترى	bought
go	يذهب	went
take pictures	يلتقط صورًا	took pictures
find	يجد	found



PDF Eraser Free

Remember

Important Phrases & Expressions عبارات وتعبيرات هامة

have time	لديه وقت
a gift for...	هدية من أجل ...
We'll hurry.	سوف نُسرِع .
going out from	خروجًا من
live on Earth	يعيش على الأرض
catch the bus	يلحق بالأتوبيس

at the museum	في المتحف
Let's have...	هيا نتناول ...
going out from	خروجًا من
I can't find...	لا أستطيع أن أجد ...
What's wrong?	ما المشكلة؟
Don't worry.	لا تقلق .



Pronounce Well انطق بطريقة جيدة

• لاحظ أن الحرف (s) يُنطق /z/ في الكلمات الآتية :

(please) , (museum) , (Here's) , (nose)

• لاحظ أن الحرفين (sh) ينطقان /ʃ/ مثل نطق الحرف (ش) في اللغة العربية ، وذلك في كلمات مثل :

(show) , (shop)

• لاحظ أن الحروف (tch) و (ch) تُنطق /tʃ/ مثل نطق الحرفين (تش) في اللغة العربية ، وذلك في كلمات مثل :

(catch) , (watch) , (teacher)

• لاحظ أن الحرفين (ck) ينطقان /k/ في كلمات مثل :

(snack) , (ticket)

• لاحظ أن الحرف (c) ينطق /k/ في كلمات مثل :

(mercury) , (close)

• لاحظ أن كلمة (sun) وكلمة (son) ينطقان بنفس الطريقة تمامًا .

• لاحظ أن الحرفين (th) في كلمة (furthest) ينطقان /ð/ مثل الحرف (ذ) في اللغة العربية .



Writing Models نماذج للكتابة

هذا الجزء للتدريب على السؤال السابع في ورقة الامتحان (سؤال الكتابة) .

Look and write a paragraph of FIVE (5) sentences.

انظر واكتب فقرة مكونة من خمس جمل (أمثلة مجاب عنها) .


A

We visited the planetarium yesterday. There was a great show. We saw all the planets and stars. We also saw the moon. We were very happy.



B

These are the planets in the solar system. There are nine planets. We live on Earth. Earth is between Venus and Mars. It's bigger than them.



C

Our class went on a trip yesterday. We visited the planetarium. Our teacher showed us the planets. I saw Pluto. It's the smallest planet.



D

The cook and the boy boiled oysters. Then, they cooked them in oil. They put them in foil. They were happy. They jumped for joy.



E

Kareem was on a trip to the museum. He saw a great show. There was a bookstore. He wanted to buy a book for his father. He asked his teacher, but she said no.



PDF Eraser Free

Remember

Vocabulary Check



Write the meaning of the following words:

اكتب معاني الكلمات الآتية :

..... القبة الفلكية النظام الشمسى
..... كوكب قريب من
..... نجم الأقرب
..... رائع ، عظيم الأبعد
..... عرض مسلوق ، مغلى
..... الشمس مشوى
..... مطعم للوجبات الخفيفة يغلى
..... هدية زيت
..... محل هدايا يشير
..... يلحق بالأتوبيس فَرَح ، سعادة
..... كوكب عطارد المحَار ، صدفة
..... كوكب الزهرة يلتحق
..... كوكب الأرض أنف
..... كوكب المريخ دمية ، لعبة أطفال
..... كوكب المشترى فول الصويا
..... كوكب زحل صلصة فول الصويا
..... كوكب أورانوس ابن
..... كوكب نبتون يقطب جبينه (يُكشر)
..... كوكب بلوتو مطهو ، مطبوخ
..... شمسى رقاقة معدنية (فول)





Advanced Exercises

تدريبات للطلبة للفائزين (مجاب عنها بنهاية الكتاب)

1 Fill in the gaps using the words in the box.

plants - closest - planets - bigger - biggest

We live on Earth. It's one of nine (1)..... in the solar system. The (2)..... of them all is Jupiter. Pluto is the smallest. Uranus is bigger than Mars. Neptune is (3)..... than Pluto. Mercury is the (4)..... to the sun. The furthest planet from the sun is Pluto.

2 Read the passage and answer the questions.

There are nine planets in the solar system. Going out from the sun, they are Mercury, Venus, Earth, Mars, Jupiter, Saturn, Uranus, Neptune and Pluto. We live on Earth. Neptune is bigger than Pluto. Jupiter is the biggest. Pluto is the smallest planet. Mercury is the closest to the sun, and Pluto is the furthest from the sun.

A. Fill in the blank boxes with (True) or (False).

	True	False
1 Mercury is the furthest planet from the sun.
2 Pluto is smaller than Jupiter.
3 Jupiter is the biggest planet.

B. Answer the following questions.

4. How many planets are between Earth and the sun?

.....

5. Which planet is smaller than eight planets?

.....

3 Punctuate the following.

1. did you see jupiter and earth

.....

2. please miss nadia. we ll hurry

.....



Test 1 Based on Unit 11

أسئلة هذا الاختبار مختارة من امتحانات الإدارات التعليمية بالمحافظات

A Listening

1 Listen and circle.

(نصوص الاستماع بنهاية الكتاب)

1. boil
foil(محافظة كفر الشيخ -
إدارة سيدي سالم التعليمية ٢٠١٩)2. point
boy(محافظة القاهرة -
إدارة عابدين التعليمية ٢٠١٩)3. oil
coin(محافظة القاهرة -
إدارة مصر القديمة التعليمية ٢٠١٩)

2 Listen and complete.

(نصوص الاستماع بنهاية الكتاب)

Hisham : Did you see all the planets and stars?

Kareem : Yeah! That was a great (1)..... .

Hisham : Can we go to the (2)..... bar?

Kareem : No, we don't have (3)..... .

Hisham : Can we go to the gift (4)..... ?

Kareem : Sorry, we have to catch the bus. (محافظة كفر الشيخ - إدارة الرياض التعليمية ٢٠١٩)

B Reading

3 Circle the odd word and replace it with a correct one.

1 Venus Lunch Earth Mars

(محافظة كفر الشيخ - إدارة الرياض التعليمية ٢٠١٩)

2 Pluto Saturday Mercury Saturn

(محافظة الجيزة - إدارة العمرانية التعليمية ٢٠١٩)

3 gift shop museum hospital book

(محافظة الإسكندرية - إدارة شرق التعليمية ٢٠١٩)

4 bike car bus dad

(محافظة السويس - إدارة السويس التعليمية ٢٠١٩)

5 sister brother oil mother

(محافظة الجيزة - إدارة العمرانية التعليمية ٢٠١٩)



4 Fill in the gaps using the words in the box.

for - mother - bookstore - gift - park

Kareem went to the (1)..... . There were a lot of books. He bought a book for his (2)..... . Then, he went to the (3)..... shop. He bought a present (4)..... his sister. (محافظة القاهرة - إدارة النزهة التعليمية ٢٠١٩)

5 Read the passage and answer the questions.

Yesterday was a holiday. Dalia went on a trip to the planetarium with her school friends. They caught the bus at seven and they arrived at ten. Dalia drank orange juice. They took a lot of pictures. They enjoyed seeing all the planets and stars. They bought a lot of gifts for their families.

A. Fill in the blank boxes with (True) or (False).

	True	False
1 Dalia is a driver.
2 Dalia and her friends liked the trip.
3 Dalia drank orange juice.

B. Answer the following questions.

4. How did Dalia and her friends go to the planetarium?

.....

5. What did Dalia and her friends see at the planetarium?

.....

(محافظة القاهرة - إدارة شبرا التعليمية ٢٠١٩)

C Writing

6 Rearrange the following words to make correct sentences.

1. all - see - Did - the planets - you?

(محافظة الجيزة - إدارة الهرم التعليمية ٢٠١٩)

.....

2. we - the - Can - go - gift shop - to?

(محافظة الشرقية - إدارة غرب الزقازيق التعليمية ٢٠١٩)

.....



PDF Eraser Free

Test

3. today - museum - I - saw - at - a film - the.

(محافظة الجيزة - إدارة الدقى التعليمية ٢٠١٩)


.....

4. to - He - wants - Mercury - see.

(محافظة كفر الشيخ - إدارة دسوق التعليمية ٢٠١٩)

.....

7 Look and write a paragraph of FIVE (5) sentences.



.....

(محافظة بنى سويف - إدارة الواسطى التعليمية ٢٠١٩)

8 Punctuate the following.

1. it's next to mars.

.....

(محافظة بنى سويف - إدارة الواسطى التعليمية ٢٠١٩)

2. did you see the moon yesterday

.....

(محافظة المنيا - إدارة سمالوط التعليمية ٢٠١٩)



Test 2 Based on Unit 11

A Listening

1 Listen and circle.

(نصوص الاستماع بنهاية الكتاب)

1. foil
broil2. soy
boy3. boil
oil

2 Listen and complete.

(نصوص الاستماع بنهاية الكتاب)

Ibrahim : Can we go to the (1)..... shop?

Miss Zeinab : No. We don't have (2)..... .

Ibrahim : But I want to buy a gift for my dad.

Miss Zeinab : No. We have to (3)..... the bus.

Ibrahim : (4)..... we go to the snack bar?

Miss Zeinab : Sorry. The bus is coming. Let's go.

B Reading

3 Circle the odd word and replace it with a correct one.

1	Pluto	Saturn	March	Venus
2	aquarium	gift	planetarium	museum
3	wants	looks	planets	loves
4	me	his	them	us
5	join	fall	boil	point

4 Choose the correct answer from a, b, c or d.

1. You can see all the planets at the

a. planetarium b. aquarium c. museum d. cinema

2. She wants to see Pluto. Let look.

a. me b. him c. her d. she

3. We live on

a. Pluto b. Mercury c. Saturn d. Earth

4. I want Earth.

a. see b. to see c. seeing d. sees



PDF Eraser Free

Test

5 Read the passage and answer the questions.

Essam and his friends went to the planetarium. They saw the planets and stars. The show was great. They were hungry, so they went to the snack bar. They had some sandwiches. Essam's friend, Amgad wanted to buy a gift for his father, but they had to catch the bus.

A. Fill in the blank boxes with (True) or (False).

	True	False
1 The show wasn't nice.
2 Essam and his friends had sandwiches at the planetarium.
3 Essam's friends wanted to catch the bus.

B. Answer the following questions.

4. Who wanted to buy a gift?

.....

5. What did they have at the snack bar?

.....

C Writing**6 Rearrange the following words to make correct sentences.**

1. Mars - to - She - see - wants.

.....

2. is - planet - Which - biggest - the?

.....

3. in - put - She - foil - oysters.


.....

4. Uranus - Can - let me - you - see?

.....



7 Look and write a paragraph of FIVE (5) sentences.



.....

.....

.....

.....

.....

8 Punctuate the following.

1. Do you want to see mercury

.....

2. We don't have time

.....



للتدريب على حل أسئلة الامتحان ارجع
إلى كراسة المراجعة والامتحانات

عزيزي
التلميذ



PDF Eraser Free

Unit
12

At School

في المدرسة



Learning Objectives أهداف الوحدة

LESSON 1 : Conversation Time

- Give and receive compliments إعطاء وتقبل المجاملة
- Elicit and express personal opinions استنباط الآراء الشخصية ، والتعبير عنها
- Make suggestions تقديم الاقتراحات
- Identify speakers in a conversation التعرف على المتحدثين في محادثة

LESSON 2 : Word Time

- Write sentences كتابة جُمَل
- Read sentences قراءة جُمَل
- Vocabulary: occupations تعلم بعض المفردات الخاصة بالوظائف والمهن

LESSON 3 : Practice Time

- Wh- questions with (Why) السؤال عن السبب باستخدام Why
- Adverbial clauses of reason with because التعبير عن السبب باستخدام because
- Affirmative statements with like + v. + ing التعبير عما نحبه باستخدام like + v. + ing في جمل مثبتة

LESSON 4 : Phonics Time

- Distinguish between sounds of vowel blends: ar, al, au, aw, or, ou, ow, oo, er, ir, ur, oi, oy التمييز بين أصوات تركيبات حروف متحركة مع حروف أخرى
- Associate sound of letters with written form الربط بين أصوات الحروف والصيغ المكتوبة

LESSON 1

Conversation Time وقت المحادثة

Vocabulary المفردات

play	يعزف الموسيقى
very	جداً
well	جيداً ، حسناً
thanks	شكراً
love	يحب
music	موسيقى
sing	يغنى
singer	مُغَنِّي ، مُطرب
practise	يتدرب ، يمارس

enough	بشكل كافٍ
practice	التدريب
make	يجعل ، يصنع
idea	فكرة
together	معاً ، سوياً
subject	مادة دراسية
art	مادة الرسم
paint	يرسم بالألوان
painter	رسام

Adjectives صفات

good	جيد
perfect	مُتَمِّن ، جيد ، مثالي
great	عظيم ، رائع

favourite	مُفَضَّل
easy	سهل

Important Phrases & Expressions عبارات وتعبيرات هامة

very well	جيداً جداً
Sure you do.	بالطبع تفعل ذلك .
Let's.....	هياً بنا ...

practise together	نتدرب معاً
That's a great idea.	إنها فكرة رائعة .
your favourite subject	مادتك الدراسية المفضلة

Opposites متضادات

Word الكلمة	Opposite عكسها
good جيد	bad سيئ
well بشكل جيد	badly بشكل سيئ

Word الكلمة	Opposite عكسها
easy سهل	hard صعب
love يحب	hate يكره



PDF Eraser Free

Lesson 1

Conjugations of Verbs تصاريف الأفعال

Regular Verbs أفعال منتظمة		
Present مضارع		Past ماضٍ
play	يعزف موسيقى	played
love	يحب	loved
practise	يتدرب	practised
paint	يرسم بالألوان	painted

Irregular Verbs أفعال غير منتظمة		
Present مضارع		Past ماضٍ
sing	يغنى	sang
make	يصنع ، يجعل	made
have	يملك ، لديه	had
do	يفعل	did

Conversation المحادثة

Main Sentences جمل رئيسية

- You play very well. أنت تعزف بشكل جيد جداً .
- I love playing music. أنا أحب عزف الموسيقى .
- I don't sing very well. أنا لا أغنى بشكل جيد .
- You're a good singer. أنت مغنٌ جيد .
- But I don't practise enough. ولكنى لا أتدرب بشكل كافٍ .
- Practice makes you perfect. التدريب يجعلك متقناً .
- I have an idea. Let's practise together. لدى فكرة ، هيا نتدرب معاً .

About the Conversation موضوع المحادثة

The students are at music class. Kareem loves playing music. Laila says she isn't a very good singer. Kareem thinks she is a good singer. Kareem says they can practise singing together.



PDF Eraser Free

Unit 12 At School

A Listen and repeat.

استمع وردد .

B Listen and point to the speakers.

استمع وأشر إلى المتحدثين .



C Role-play the conversation with a partner.

قم بتبادل الأدوار لتمثيل المحادثة مع زميل لك .

D Review. Listen and repeat.

استمع وردد محادثة الدميّتين ، وتذكر ما درسته من قبل .



What's your favourite subject?



I like art. Look at my kite.



That's great. Did you make it?



Yes, I did. It was easy.



What Did Sokkara Find?

سكرة (الدمية) وجدت شيئاً بالصورة السابقة ، هل تستطيع أن تكتشف هذا الشيء ؟ (الإجابة بنهاية الكتاب)



PDF Eraser Free

Lesson 1



Language Notes ملاحظات لغوية

practise & practice

- لاحظ الفرق بين الكلمتين فيما يلي :
- I don't **practise** enough. } → [فعل بمعنى : يتدرب]
- Let's **practise** together. }
- **Practice** makes you perfect. [اسم بمعنى : التدريب]

well

- لاحظ أن كلمة (**well**) تستخدم بمعانٍ مختلفة كما يلي :
- You play very **well**. } → [ظرف بمعنى : جيدًا]
- I don't sing very **well**. }
- **Well**, practice makes you perfect. [صيغة للتأكيد على ما تقوله بمعنى : حسنًا]
- I'm very **well**, thanks. [صفة بمعنى : بخير]

Sure

- لاحظ أن كلمة (**sure**) تستخدم بمعانٍ مختلفة كما يلي :
- Are you **sure**? [صفة بمعنى : متأكد]
- **Sure** you do. You are a good singer. [ظرف بمعنى : بالتأكيد ، بالطبع]

love + v. + -ing

- لاحظ أن الفعل (**love**) دائمًا يأتي بعده فعل آخر مضاف له (**-ing**) :
- I **love playing** music.
- I **love painting**.

Let's + inf. مصدر الفعل

- لاحظ أن التعبير (**Let's بنا**) يأتي بعده دائمًا فعل في صيغة المصدر (بدون أى إضافات) :
- **Let's practise** together.



PDF Eraser Free

Unit 12 At School



Language Functions وظائف لغوية

Giving and receiving compliments إعطاء وتقبل المجاملة

- للتعبير عن المجاملة يمكن أن نمدح أداء شخص في شيء ما ، مثل :
• You play very well. أنت تعزف بشكل جيد جدًا .
- ولتقبل المجاملة نعبر عن الشكر ، فنقول مثلًا :
• Thanks. I love playing music. شكرًا ، أنا أحب عزف الموسيقى .

Eliciting and expressing personal opinions استنباط الآراء الشخصية والتعبير عنها

- يمكن أن نستنبط رأى شخص ما بأن نقول مثلًا :
• I don't sing very well. أنا لا أغنى جيدًا .
- وللتعبير عن الرأى يمكن أن نقول مثلًا :
• Sure you do. You're a good singer. بل تُغنى جيدًا ، فأنت مغنٌ جيد .

Making suggestions تقديم الاقتراحات

- لتقديم الاقتراح نقول :
• I have an idea. Let's practise together. لدى فكرة ، هيا نتدرب معًا .

Agreeing to suggestions الموافقة على الاقتراحات

- للموافقة على الاقتراح نقول :
• That's a great idea. Thanks. إنها فكرة جيدة ، شكرًا لك .

Asking and answering about favourites السؤال عن الأشياء المفضلة والإجابة عنه

- للسؤال عن الأشياء المفضلة لدى شخص نقول :
• What's your favourite subject?
• وفى الإجابة نقول مثلًا :
- I like maths.
OR:
- My favourite subject is maths.
- What's your favourite animal? - I like cats.
- What's her favourite colour? - She likes green.



PDF Eraser Free

Exercises

Exercises on Lesson 1

1 Listen and complete.

(نصوص الاستماع بنهاية الكتاب)

Sameh : What's your (1)..... subject?

Hany : I (2)..... art. Look at my kite.

Sameh : That's great. (3)..... you make it yourself?

Hany : Yes, I did.

Sameh : Was it hard?

Hany : No, it was (4).....

2 Circle the odd word and replace it with a correct one.

1	sing	play	practise	enough
2	Kite	Art	English	Arabic
3	singer	painter	sister	teacher
4	easy	hard	good	idea
5	painting	practise	singing	playing



3 Fill in the gaps using the words in the box.

music - painting - together - perfect - enough

My favourite subject is art. I like (1)..... and making models. I make kites very well. I like playing (2)....., too. I practise every Friday. I don't sing very well because I don't practise (3)..... . My friend Ali sings very well. He says, "Practice makes (4)..... ." So, we can practise together.

4 Choose the correct answer from a, b, c or d.

1. A: "You play very" B: "Thanks. I love playing music."

a. good

b. well

c. sad

d. bad



PDF Eraser Free

Unit 12 At School

2. I have an idea. practise together.
 a. Let b. Lets c. Let's d. Let me
3. You are a good
 a. painting b. painter c. paints d. painted
4. Practice perfect.
 a. loves b. bakes c. takes d. makes

5 Rearrange the following words to make correct sentences.

1. like - music - Do - playing - you?

2. a - are - singer - You - good.

3. don't - well - I - very - sing.

4. subject - is - What - favourite - your?

6 Punctuate the following.

1. who is your favourite singer

2. Let s practise together



PDF Eraser Free

SB Page 24 / WB Page 22

LESSON 2

وقت الكلمات Word Time

Vocabulary



المفردات

Occupations وظائف، مهَن

	
musician عازف موسيقي ، موسيقار	play the violin يعزف الكمان
	
engineer مهندس	build things يبني الأشياء
	
vet طبيب بيطري	help animals يساعد الحيوانات
	
computer programmer مبرمج كمبيوتر	program computers يبرمج أجهزة الكمبيوتر
	
nurse ممرضة	take care of people يعتنى بالناس



PDF Eraser Free

Unit 12 At School



Other Words كلمات أخرى

come	يأتي
students	طلاب ، تلاميذ
job	وظيفة ، عمل
violin	آلة الكمان (الكمجة)

man	رَجُل
woman	امراة ، سيدة
picture	صورة
show	يُبيِّن ، يُرى

Important Phrases & Expressions عبارات وتعبيرات هامة

talk to	يتحدث إلى ...
talk about	يتحدث عن ...

take care of	يعتنى بـ ...
draw pictures	يرسم صورًا

Conjugations of Verbs تصاريف الأفعال

Regular Verbs أفعال منتظمة	
Present مضارع	Past ماضٍ
play يعزف موسيقى	played
help يساعد	helped
talk يتحدث	talked
program يبرمج	programmed
work يعمل	worked

Irregular Verbs أفعال غير منتظمة	
Present مضارع	Past ماضٍ
build يبني	built
draw يرسم	drew
take care of يعتنى بـ	took care of
come يأتي	came
show يبيِّن ، يُرى	showed

About the Picture موضوع الصورة

Many people have come to talk to the students about their jobs. This man is a musician. He likes to play the violin. This woman is a nurse. She takes care of people. This man is an artist. He likes to draw pictures. This woman is a computer programmer. She loves working with computers. This man is a vet. He likes helping animals. The engineer builds things.



Lesson 2

A Listen and repeat.

استمع وردد .

- | | |
|------------------------|-------------------------|
| 1. musician | 2. play the violin |
| 3. engineer | 4. build things |
| 5. vet | 6. help animals |
| 7. computer programmer | 8. program computers |
| 9. nurse | 10. take care of people |
| 11. artist | 12. draw |

**B Point and say the words.**

أشِرْ وَقُلْ الكَلِمَاتِ .



C Listen and point.

استمع وأشر .

• Now listen and point to the speakers.

والآن استمع إلى الحوارات القصيرة التالية ، وأشر إلى المتحدثين بالصورة :

Listening Text نص الاستماع

1

Girl 1 : I want to see the cats. Let me look.

Girl 2 : Sure.

Girl 1 : Thank you. They're cute!




2

Boy : What a cool picture! Did you make it?

Computer programmer : Yes, I did.

Boy : Was it hard?

Computer programmer : No, it wasn't. I'll show you.



3

Boy 1 : What are you looking for?

Boy 2 : My watch! I can't find it.

Boy 1 : What colour is it?

Boy 2 : It's black.



PDF Eraser Free

Lesson 2



Language Functions وظائف لغوية

Expressing and accepting compliments التعبير عن المجاملة وقبولها

• تذكر التعبيرات التالية للتعبير عن المجاملة :

- What a cool picture! Did you make it?
- Thanks. Yes, I made it.

D Write the words. (See pages 29:31)

ارجع إلى القاموس المصوّر بنهاية الكتاب المدرسي صفحات (٢٩ : ٣١) ، واكتب الكلمات التي تعلمتها بجوار كل صورة .

Exercises on Lesson 2

1 Listen and complete.

(نصوص الاستماع بنهاية الكتاب)

Hadeer : What is your father's job?

Soha : He's a (1)..... .

Hadeer : (2)..... does he work?

Soha : He works in a hospital for animals.

Hadeer : What (3)..... he do there?

Soha : He (4)..... animals.

2 Circle the odd word and replace it with a correct one.

1	programmer	nurse	artist	animals
2	school	artist	hospital	cinema
3	Monday	Tuesday	Birthday	Friday
4	engineer	vet	computer	musician
5	take care of	program	build	violin



PDF Eraser Free

Unit 12 At School



3 Choose the correct answer from a, b, c or d.

- A nurse likes care of people.
 - making
 - taking
 - doing
 - baking
- He is He likes building things.
 - a vet
 - a musician
 - an engineer
 - an artist
- A likes helping animals.
 - singer
 - musician
 - vet
 - teacher
- He's a computer
 - programmer
 - program
 - artist
 - vet

4 Read the passage and answer the questions.

Adel's mother is a nurse. She works in a big hospital in Cairo. She goes to work very early. She likes to take care of people there. Adel's father is a computer programmer. He works with computers. He programs a lot of computers every day. Adel wants to be a computer programmer, too.

A. Fill in the blank boxes with (True) or (False).

	True	False
1 Adel's mother likes helping people in the hospital.
2 Adel wants to be a computer programmer like his mother.
3 Adel's father likes working with computers.

B. Answer the following questions.

4. Where does Adel's mother work?

.....

5. What does Adel's father do in his work?

.....



PDF Eraser Free

Exercises

5 Rearrange the following words to make correct sentences.

1. animals - care - The vet - of - takes.

.....

2. the - do - What - engineer - does?

.....


3. programmer - woman - a computer - This - is.

.....

4. Bill - things - Does - to build - like?

.....

6 Look and write a paragraph of FIVE (5) sentences.



.....
.....
.....
.....
.....

7 Punctuate the following.

1. what does your father do

.....

2. what a cool picture

.....



LESSON 3

وقت التدريب (التطبيق) Practice Time

A Listen and repeat.

استمع وردد .

Why	do you does she	want to be a vet?	Because	I like she likes	helping animals.
-----	--------------------	-------------------	---------	---------------------	------------------

play	→ playing	build	→ building	help	→ helping
program	→ programming	take	→ taking	draw	→ drawing



Grammar قواعد لغوية

Wh- questions with "Why ...?"

& Adverbial clauses of reason with "because"

السؤال عن السبب باستخدام "Why ...?" والإجابة عنه باستخدام "because"

• للسؤال عن السبب نستخدم أداة الاستفهام (لماذا؟ Why?) ، كما يلي :

Why	do	you / they	want to be a vet?
	does	he / she	

• وفي الإجابة عادة ما نستخدم (لأن because) للتعبير عن السبب ، كما يلي:

Because	I / we / you / they	like	helping animals.
	he / she	likes	

• وتذكر استخدام (like + v. + -ing) للتعبير عما يحب شخص ما عمله:

♦ Examples:

- Why do you want to be an artist?
- Because I like drawing.



لماذا تريد أن تكون رسامًا ؟
لأنني أحب الرسم .

- Why does she want to be a nurse?
- Because she likes taking care of people.



لماذا هي تريد أن تكون ممرضة ؟
لأنها تحب الاعتناء بالناس .



PDF Eraser Free

Lesson 3



Test Yourself اختبر نفسك

● Choose the correct answer from a, b, c or d.

1. A : "..... does he want to look at the cats?"

B : "Because he likes cats."

a. Where b. When c. Why d. How

2. Why he want to be an engineer?

a. does b. have c. do d. has

3. She wants to be a vet she likes helping animals.

a. to b. because c. so d. but

4. My sister likes care of people.

a. to taking b. takes c. took d. taking

5. A : "Why does she want to be an artist?"

B : " she likes drawing."

a. When b. But c. Because d. So

B Listen and repeat. Then practise with a partner. استمع وردد ، ثم تدرّب مع زميل لك .

1

Why do you want to be an engineer?

Because I like building things.

you / engineer?
build things



2

Why does he want to be a computer programmer?

Because he likes programming computers.

he / computer programmer?
program computers



3

Why she a vet?

Because she likes

she / vet?
help animals



PDF Eraser Free

Unit 12 At School

4

Why he a nurse?
Because he likes people.

he / nurse?
take care of people



5

.....?
.....

you / artist?
draw



6

.....?
.....

she / musician?
play the violin



C Look at page 24. Point to the picture and practise with a partner.

انظر إلى صورة الدرس السابق بالكتاب المدرسي (صفحة ٢٤) ، أشر إلى الصورة وتدرّب مع زميل لك على استخدام أداة الاستفهام (Why?) للسؤال عن السبب والإجابة باستخدام (because) ، مثل الأمثلة السابقة .

◆ Example:

A : Why does she want to be a nurse?

B : Because she likes helping people.



PDF Eraser Free

Lesson 3

● Song.

أغنية .

Why Do You Want To Be a Vet?

Why do you want to be a vet?
 Why do you want to be a vet?
 Because I like helping animals.
 Oh, yes, I want to be a vet.



Why does he want to be a
 programmer?
 Why does he want to be a
 programmer?
 Because he likes programming
 computers.
 Oh, yes, he wants to be a
 programmer.

Why does she want to be a nurse?
 Why does she want to be a nurse?
 Because she likes taking care of people.
 Oh, yes, she wants to be a nurse.



PDF Eraser Free
Unit 12 At School

Exercises on Lesson 3

1 Listen and complete. (نصوص الاستماع بنهاية الكتاب)

Magdy : What do you (1)..... to be?
 Sherif : I want to be an (2)..... .
 Magdy : (3)..... do you want to be an engineer?
 Sherif : Because I like (4)..... things. And you?
 Magdy : I want to be a musician.
 Sherif : Yes, you play music very well.

2 Circle the odd word and replace it with a correct one.

1	nurse	musician	building	programmer
2	violin	drum	flute	picture
3	playing	drawing	thing	building
4	artist	vet	engineer	draw
5	playing	program	build	help

3 Fill in the gaps using the words in the box.

drawing - violin - an engineer - an artist - a vet

My friends and I always talk about what we want to be. Everyone wants to do a different job. I want to be (1)..... because I like helping animals. Moustafa wants to be (2)..... because he likes building things. Fady wants to be an artist because he likes (3)..... . Ehab wants to be a musician because he likes playing the (4)..... .

4 Choose the correct answer from a, b, c or d.



- She to be a nurse.
 a. want b. wants c. wanting d. to want
- A: "..... do you want to be a musician?"
 B: "Because I like playing the violin."
 a. When b. Where c. Why d. How



PDF Eraser Free

Exercises

3. He wants to be because he likes drawing.
 a. a vet b. a nurse c. an engineer d. an artist
4. He wants to be a vet he likes helping animals.
 a. because b. when c. so d. but

5 Rearrange the following words to make correct sentences.

1. to be - you - What - want - do?

2. of - likes - people- She - care - taking.

3. a musician - to - He - be - wants.

4. like - job - you - Which - do?

6 Look and write a paragraph of FIVE (5) sentences.

.....

.....

.....

.....

.....



7 Punctuate the following.

1. why do you want to be a vet

2. She doesn t like programming computers



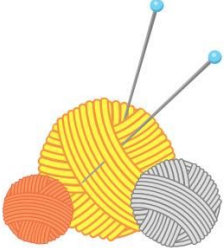







LESSON 4 وقت الصوتيات Phonics Time


Vowel Blends

• تذكر فيما يلي أصوات تركيبات بعض الحروف مع الحروف المتحركة (a, e, i, o, u):

Vocabulary المفردات

ar /a:/		مفردات تحتوى على الحرفين (ar):	
			
marker قلم ألوان كبير	park حديقة عامة	yarn غزل بخيط أو سلك	yard حديقة ، فناء

al & or /ɔ:/		مفردات تحتوى على الحروف (al) و (or):	
			
walk يمشى	call يتصل تليفونياً	fork شوكة	short قصير القامة

au & aw /ɔ:/		مفردات تحتوى على الحروف (au) و (aw):	
			
saucer طبق الفنجان	draw يرسم	saw رأى	yawn يتثاءب



PDF Eraser Free

Lesson 4

ou & ow /aʊ/

• مفردات تحتوى على الحروف (ou) و (ow) :

			
cloud سحابة	house منزل	shower دُش	cow بقرة

er, ir & ur /ɜ:/

• مفردات تحتوى على الحروف (er) و (ir) و (ur) :

			
clerk موظف	shirt قميص	dirty قَدِر ، متسخ	purse كيس نقود

oi & oy /ɔɪ/

• مفردات تحتوى على الحروف (oy) و (oi) :

			
coin عملة نقدية معدنية	boil يَغلي	boy ولد	soy فول الصويا





oo /u:/

• مفردات تحتوى على الحرفين (oo) وينطقان بمد مضموم طويل :

			
spoon ملعقة	food طعام	moon القمر	noodles مكرونه سريعة التحضير

oo /ʊ/

• مفردات تحتوى على الحرفين (oo) وينطقان بمد مضموم قصير :

			
cook يطهو ، يطبخ	foot قدم	wood خشب	look ينظر



PDF Eraser Free

Unit 12 At School

Other Words كلمات أخرى

thin	رفيع ، نحيف
shopping WB	التسوق

instant WB	سريع التحضير
thought WB	فكر ، اعتقد

Conjugations of Verbs تصاريف الأفعال

Regular Verbs أفعال منتظمة	
Present مضارع	Past ماضٍ
call يتصل تليفونياً	called
yawn يتثاءب	yawned
walk يمشى	walked

Irregular Verbs أفعال غير منتظمة	
Present مضارع	Past ماضٍ
draw يرسم	drew
see يرى	saw
think يفكر ، يعتقد	thought

A Listen and repeat.

استمع وردد .

• لاحظ نطق أصوات تركيبات بعض الحروف مع الحروف المتحركة (a, e, i, o, u) في الكلمات التالية :

 <p>Review</p>	 <p>marker</p>	 <p>walk</p>	 <p>saucer</p>	 <p>draw</p>	 <p>park</p>
	 <p>fork</p>	 <p>cloud</p>	 <p>shower</p>	 <p>cook</p>	 <p>spoon</p>
	 <p>clerk</p>	 <p>shirt</p>	 <p>purse</p>	 <p>coin</p>	 <p>boy</p>



PDF Eraser Free

Lesson 4

B Listen and circle.

استمع وضع دائرة حول الكلمة التي تسمعها .

1 soy saw	2 yawn yarn	3 food foot	4 cow call	5 short shirt	6 fork fall
------------------------	--------------------------	--------------------------	-------------------------	----------------------------	--------------------------

Listening Text


نص الاستماع

- | | | |
|---------------|-----------------|---------------|
| 1. saw, saw | 2. yarn, yarn | 3. food, food |
| 4. call, call | 5. short, short | 6. fork, fork |

C Read the sentences. Write the numbers. Then listen.

اقرأ الجمل ، وضع أرقامها على الصور المناسبة لها ، ثم استمع إليها :

- Did you see the tall, thin clerk?
She walked into a big blue shirt.
- Paul has a saucer, a fork and a spoon.
He eats noodles on the moon.
- Look at the yellow and black basketball.
Do you like to play in the yard with a ball?



PDF Eraser Free

Unit 12 At School

Exercises on Lesson 4

1 Listen and circle.

(نصوص الاستماع بنهاية الكتاب)

1. fork
park

2. cloud
shower

3. coin
boil

2 Circle the odd word and replace it with a correct one.

1	shirt	skirt	purse	gown
2	vet	spoon	fork	dish
3	juice	water	toy	oil
4	draw	clown	crawl	jaw
5	wood	broom	moon	noodle



3 Fill in the gaps using the words in the box.

cooked - played - coin - noodles - boiled

Emad is a good boy. His sister, Dalia doesn't like cooking. Yesterday, Emad bought some (1)..... and some vegetables. Then, he (2)..... lunch. He (3)..... the noodles and chopped the vegetables to make salad. "Yum!" said Dalia. But there was a (4)..... in the noodles and a marker in the salad.

4 Choose the correct answer from a, b, c or d.

- Paul works in a shop. He is a
a. vet b. clerk c. nurse d. musician
- We eat noodles with a
a. pot b. pan c. spoon d. fork
- Do you like to play in the with a ball?
a. yard b. card c. cloud d. dirt
- The kids played in the park and got very
a. clean b. old c. dirty d. fat



PDF Eraser Free

Exercises

5 Rearrange the following words to make correct sentences.

1. buy - did - yesterday - What - Paul?

.....

2. happy - was - The - very - clerk.

.....

3. the rain - a shower - Can - in - take - you?

.....

4. a spoon - a saucer - Samir - and - has.

.....

6 Look and write a paragraph of FIVE (5) sentences.

.....



7 Punctuate the following.

1. Dina cooked lunch for dalia

.....

2. do you like to play in the yard

.....



للتدريب على حل أسئلة الامتحان ارجع
 إلى كراسة المراجعة والامتحانات

عزيزي
 التلميذ



PDF Eraser Free

Unit 12 At School

Remember تذكر ما ورد بهذه الوحدة



Conversation المحادثة

- Kareem** : You play very well.
Laila : Thanks. I love playing music.
 I don't sing very well.
Kareem : Sure you do. You're a good singer.
Laila : But I don't practise enough.
Kareem : Well, practice makes you perfect.
 I have an idea. Let's practise together.
Laila : That's a great idea. Thanks.



Language Functions وظائف لغوية

Giving and receiving compliments إعطاء وتقبل المجاملة

- تذكر أنه للتعبير عن المجاملة يمكن أن نمدح أداء شخص في شيء ما ، مثل :
 أنت تعزف بشكل جيد جدًا .
- **You play very well.**
- ولقبول المجاملة نعبر عن الشكر ، فنقول مثلًا :
 شكرًا ، أنا أحب عزف الموسيقى .
- **Thanks. I love playing music.**

Eliciting and expressing personal opinions استنباط الآراء الشخصية والتعبير عنها

- تذكر أنه يمكن أن نستنبط رأي شخص ما بأن نقول مثلًا :
 أنا لا أُعنى جيدًا .
- **I don't sing very well.**
- وللتعبير عن الرأي يمكن أن نقول مثلًا :
 بل تُعنى جيدًا ، فأنت مغنٌ جيد .
- **Sure you do. You're a good singer.**

Making suggestions تقديم الاقتراحات

- تذكر عند تقديم الاقتراح نقول :
 لدي فكرة ، هيا نتدرب معًا .
- **I have an idea. Let's practise together.**

Agreeing to suggestions الموافقة على الاقتراحات

- تذكر عند الموافقة على الاقتراح نقول :
 إنها فكرة جيدة ، شكرًا لك .
- **That's a great idea. Thanks.**



PDF Eraser Free

Remember

Asking and answering about favourites السؤال عن الأشياء المفضلة والإجابة عنه

• تذكر أنه للسؤال عن الأشياء المفضلة لدى شخص نقول :

• What's your favourite subject?

• وفى الإجابة نقول :

- I like maths.

OR:

- My favourite subject is maths.

• What's your favourite animal?

- I like cats.

• What's her favourite colour?

- She likes green.



Grammar قواعد لغوية

Wh- questions with "Why ...?" & Adverbial clauses of reason with "because"

السؤال عن السبب باستخدام "Why ...?" والتعبير عنه باستخدام "because"

• تذكر أنه للسؤال عن السبب نستخدم أداة الاستفهام (لماذا؟ Why?) ، كما يلي :

Why	do	you / they	want to be a vet?
	does	he / she	

• وفى الإجابة عادة ما نستخدم (لأن because) للتعبير عن السبب ، كما يلي:

Because	I / we / you / they	like	helping animals.
	he / she	likes	

• وتذكر استخدام (like + v. + -ing) للتعبير عما يحب شخص ما عمله:

♦ Examples:

• Why do you want to be an artist?

- Because I like drawing.



لماذا تريد أن تكون رسامًا؟

لأننى أحب الرسم .

• Why does she want to be a nurse?

- Because she likes taking care of people.



لماذا هى تريد أن تكون ممرضة؟

لأنها تحب الاعتناء بالناس .



PDF Eraser Free

Unit 12 At School



Phonics صوتيات

• تذكر نطق أصوات تركيبات بعض الحروف مع الحروف المتحركة (a, e, i, o, u) فى الكلمات التالية :



				
marker	walk	saucer	draw	park
				
fork	cloud	shower	cook	spoon
				
clerk	shirt	purse	coin	boy

Conjugations of Verbs تصاريف الأفعال

Regular Verbs أفعال منتظمة	
Present مضارع	Past ماضٍ
play يعزف موسيقى	played
love يحب	loved
practise يتدرب	practised
paint يرسم بالألوان	painted
help يساعد	helped
talk يتحدث	talked
program يبرمج	programmed
work يعمل	worked

Irregular Verbs أفعال غير منتظمة	
Present مضارع	Past ماضٍ
sing يغنى	sang
make يصنع ، يجعل	made
have يمتلك ، لديه	had
do يفعل	did
build يبني	built
draw يرسم	drew
take care of يعتنى بـ	took care of
show يبين ، يُرى	showed



PDF Eraser Free

Remember

Important Phrases & Expressions عبارات وتعبيرات هامة

very well	جيد جداً
Sure you do.	بالطبع تفعل ذلك .
Let's.....	هيا بنا ...
talk to	يتحدث إلى ...
talk about	يتحدث عن ...
play the violin	يعزف الكمان
build things	يبني الأشياء
help animals	يساعد الحيوانات

practise together	نتدرب معاً
That's a great idea.	إنها فكرة جيدة .
your favourite subject	مادتك الدراسية المفضلة
take care of.....	يعتنى بـ ...
draw pictures	يرسم صوراً
program computers	يبرمج أجهزة الكمبيوتر
take care of people	يعتنى بالناس
work with...	يعمل مع ، بـ....



Pronounce Well انطق بطريقة جيدة

• لاحظ أن الحرف (c) ينطق /k/ في الكلمات التالية :

(music) , (practise) , (perfect) , (subject) , (come) , (coin)
(picture) , (cloud) , (cook) , (clerk) , (cow) , (call)

• لاحظ أن الحرف (c) مكرر مرتين في كلمة (practice) ، ولاحظ أن الحرف (c) الأول ينطق /k/ أما الثاني فينطق /s/ :

practice
/k/ ← → /s/

• لاحظ أن الحرف (c) في كلمة (saucer) ينطق /s/ .

• لاحظ أن الحرف (s) ينطق /z/ في الكلمات التالية : (music) , (musician) , (easy)

• لاحظ أن الحرفين (ci) في كلمة (musician) ينطقان /j/ مثل الحرف (ش) في اللغة العربية .

• لاحظ أن الحرفين (sh) ينطقان /ʃ/ مثل الحرف (ش) في اللغة العربية ، وذلك في الكلمات التالية :

(show) , (shower) , (shirt) , (short)

• لاحظ أن الحرفين (gh) في كلمة (enough) ينطقان /f/ .

• لاحظ أن الحرفين (th) ينطقان /ð/ مثل الحرف (ذ) في اللغة العربية ، وذلك في كلمات مثل :

(together) , (with) , (this) , (there)

• لاحظ أن الحرفين (th) ينطقان /θ/ مثل الحرف (ث) في اللغة العربية ، وذلك في كلمات مثل :

(thanks) , (things) , (thin)



PDF Eraser Free

Unit 12 At School

Writing Models نماذج للكتابة

هذا الجزء للتدريب على السؤال السابع فى ورقة الامتحان (سؤال الكتابة) .

Look and write a paragraph of FIVE (5) sentences.

انظر واكتب فقرة مكونة من خمس جمل (أمثلة مجاب عنها) .

A

My mother works with computers. She is a computer programmer. She goes to work early in the morning. She programs computers every day. She likes her job.



B

This is my friend. He likes painting. He paints beautiful pictures. His favourite subject is art. He wants to be an artist.



C

My friend's mother is a nurse. She works in a hospital in Giza. She takes care of people. She likes her work. I want to be a nurse because I like taking care of people.



D

My sister likes music very much. She plays the violin very well. She practises every day. She wants to be a musician. She can sing, too.



E

My cat was very ill yesterday. I called a vet to see it. The vet helped my cat. It is very well now. I want to be a vet because I like helping animals.



Vocabulary Check



Write the meaning of the following words:

اكتب معاني الكلمات الآتية :

..... يعزف (الموسيقى) لأن
..... جيد ، بشكل جيد قلم ألوان كبير
..... يحب يمشى
..... الموسيقى طبق الفنجان
..... يغنى حديقة عامة
..... مُغْنِي ، مُطرب شوكة لتناول الطعام
..... يتدرب ، يمارس سحابة
..... فكرة يطهو ، يطبخ
..... معًا ، سوياً ملعقة
..... مُفَضَّل موظف
..... مادة دراسية قميص
..... رسام كيس النقود
..... عازف موسيقى ، موسيقار عملة نقود معدنية
..... مهندس فول الصويا
..... طبيب بيطرى غزل بخيط أو سلك
..... مبرمج كمبيوتر طعام
..... ممرضة قَدَم
..... فنان يتصل تليفونياً
..... يرسم القمر
..... لماذا...؟ كرة السلة



PDF Eraser Free

Unit 12 At School



Advanced Exercises

تدريبات للطلبة الفائقين (مجاب عنها بنهاية الكتاب)

1 Circle the odd word and replace it with a correct one.

1	cooker	teacher	painter	singer
2	noodles	moon	foot	spoon
3	coin	lion	oil	boil
4	clerk	shirt	nurse	string
5	sing	play	practice	draw

2 Fill in the gaps using the words in the box.

paints - pointer - painting - painter - paint

I love (1)..... . I can (2)..... nice pictures. My sister (3)....., too. I want to be a (4)....., but my sister wants to be a singer. She sings very well.

3 Rearrange the following words to make correct sentences.

1. does - do - work - What - in - an engineer - his?

.....

2. programming - programmer - computers - computer - A - likes.

.....

3. helps - helps - people - animals - A vet - a nurse - and.

.....

4. paints - paint - paintings - a painter - his - with - Does?

.....

4 Punctuate the following.

1. yum it s delicious said dalia

.....

2. what s your favourite subject kareem

.....



PDF Eraser Free

Test

Test 1 Based on Unit 12

أسئلة هذا الاختبار مختارة من امتحانات الإدارات التعليمية بالمحافظات

A Listening

1 Listen and circle.

(نصوص الاستماع بنهاية الكتاب)

1. cook
school

(محافظة الشرقية -

إدارة غرب الزقايق التعليمية ٢٠١٩)

2. boy
joy

(محافظة الإسماعيلية -

توجيه اللغة الإنجليزية ٢٠١٩)

3. shirt
short

(محافظة الفيوم -

إدارة طامية التعليمية ٢٠١٩)

2 Listen and complete.

(نصوص الاستماع بنهاية الكتاب)

Shahd : Where are you going, Amany?

Amany : I'm going to school.

Shahd : What's (1)..... favourite subject?

Amany : I like (2)..... . Look at my kite.

Shahd : That's great. Did you (3)..... it?

Amany : Yes, I did. It was (4)..... .

(محافظة بني سويف - إدارة سمسطا التعليمية ٢٠١٩)

B Reading

3 Circle the odd word and replace it with a correct one.

1 clerk vet nurse build

(محافظة الشرقية - إدارة ههيا التعليمية ٢٠١٩)

2 spoon fork coin saucer

(محافظة الجيزة - إدارة العمرانية التعليمية ٢٠١٩)

3 sing paint take broom

(محافظة الجيزة - إدارة العجوزة التعليمية ٢٠١٩)

4 play build cake make

(محافظة بني سويف - إدارة ببا التعليمية ٢٠١٩)

5 musician engineer father vet

(محافظة الدقهلية - إدارة شرق المنصورة التعليمية ٢٠١٩)



PDF Eraser Free

Unit 12 At School

4 Choose the correct answer from a, b, c or d.

1. He helps animals. He is a/an

- a. doctor b. vet c. artist d. engineer

(محافظة المنيا - إدارة سمالوط التعليمية ٢٠١٩)

2. What do you want

- a. be b. being c. to be d. to being

(محافظة السويس - إدارة السويس التعليمية ٢٠١٩)

3. A nurse care of people.

- a. gets b. makes c. helps d. takes

(محافظة الغربية - إدارة غرب طنطا التعليمية ٢٠١٩)

4. Why he want to be an engineer?

- a. does b. do c. is d. are

(محافظة المنيا - إدارة سمالوط التعليمية ٢٠١٩)

5 Read the passage and answer the questions.

Noha is a student. She has one brother and one sister. Noha likes to play the violin. She wants to be a musician. Her brother Ahmed likes sports. He goes in-line skating every Friday. Her sister likes painting. She draws nice pictures. She wants to be an artist.

A. Fill in the blank boxes with (True) or (False).

	True	False
1 Noha has three brothers.
2 Ahmed wants to be a musician.
3 Noha's sister paints good pictures.

B. Answer the following questions.

4. What does Noha want to be?

.....

5. When does Ahmed go in-line skating?

.....

(محافظة الدقهلية - إدارة أجا التعليمية ٢٠١٩)



C Writing

6 Rearrange the following words to make correct sentences.

1. the - musician - What - did - do?

(محافظة القاهرة - إدارة الشرايية التعليمية ٢٠١٩)

.....

2. like - I - pictures - drawing.

(محافظة القاهرة - إدارة المرج التعليمية ٢٠١٩)

.....

3. do - Why - be - want - to - you - a vet?

(محافظة المنوفية - إدارة بركة السبع التعليمية ٢٠١٩)

.....

4. likes - playing - He - violin - the.

(محافظة أسوان - إدارة كوم أمبو التعليمية ٢٠١٩)

.....

7 Look and write a paragraph of FIVE (5) sentences.

.....

.....

.....

.....

.....



(محافظة القاهرة - إدارة المطرية التعليمية ٢٠١٩)

8 Punctuate the following.

1. We study english on tuesday.

.....

(محافظة القاهرة - إدارة شبرا التعليمية ٢٠١٩)

2. What's mona s favourite subject?

.....

(محافظة القاهرة - إدارة وسط القاهرة التعليمية ٢٠١٩)



PDF Eraser Free

Unit 12 At School

Test 2 Based on Unit 12

A Listening

1 Listen and circle.

(نصوص الاستماع بنهاية الكتاب)

1. horse
fork

2. foot
cook

3. boys
oyster

2 Listen and complete.

(نصوص الاستماع بنهاية الكتاب)

Heba : Wow! What a nice picture!

Mona : Thank you. I painted it by myself.

Heba : (1)..... do you want to be?

Mona : I want to be an (2).....

Heba : (3)..... do you want to be an artist?

Mona : (4)..... I like painting.

B Reading

3 Circle the odd word and replace it with a correct one.

1	program	school	hospital	cinema
2	musician	vet	program	nurse
3	building	helping	drawing	sing
4	fork	spoon	juice	dish
5	food	cook	moon	noodles

4 Fill in the gaps using the words in the box.

Practice - enough - musician - volleyball - violin

I like the music class at school. We practise many things in it. I like playing the
 (1)..... . I play it very well, but I don't sing well. I don't practise
 (2)..... . Miss Magda says to me, "(3).....
 makes you perfect. " So, I practise the violin every Friday because I want to be
 a (4)..... .



PDF Eraser Free

Test

5 Read the passage and answer the questions.

Hassan's class are talking about what they want to be. Hassan wants to be an engineer because he likes building things. Hesham wants to be a computer programmer because he likes programming computers. Ali likes helping animals, so he wants to be a vet. Omar wants to be an artist because he likes drawing.

A. Fill in the blank boxes with (True) or (False).

	True	False
1 Ali wants to be a vet because he likes helping animals.
2 Omar wants to be a musician.
3 Hassan likes building things.

B. Answer the following questions.

4. Why does Hesham want to be a computer programmer?

.....

5. Who wants to be an artist?

.....

C Writing

6 Rearrange the following words to make correct sentences.

1. a vet - to - She's - be - going.

.....

2. programmer - What - a computer - do - does?

.....

3. sing - I - very - don't - well.

.....

4. do - to be - What - want - you?

.....



PDF Eraser Free

Unit 12 At School

7 Look and write a paragraph of FIVE (5) sentences.



.....

.....

.....

.....

.....

8 Punctuate the following.

1. he wants to be a computer programmer

.....

2. what is your favourite animal

.....



للتدريب على حل أسئلة الامتحان ارجع
إلى كراسة المراجعة والامتحانات

عزيزي
التلميذ



PDF Eraser Free

Review 2



Learning Objectives أهداف المراجعة

- * Participate in a conversation المشاركة في محادثة
- * Identify meaning of a conversation التعرف على معنى محادثة
- * Recognise and produce vocabulary التعرف على المفردات وصياغتها

وقت القصة Story Time

Sokkara's World

Vocabulary المفردات

myself	بنفسي
kidding	يمزح
bake	يخبز
too	أيضاً
together	معاً ، سوياً

need	يحتاج
show	يبين ، يُرى
practice	تدريب
now	الآن
idea	فكرة

Food أطعمة

cake	كعك (كيك)
------	-------------

ice cream	آيس كريم
-----------	----------

Adjectives صفات

delicious	لذيذ
hard	صعب

easy	سهل
great	عظيم ، رائع

Important Phrases & Expressions عبارات وتعبيرات هامة

Practice makes perfect.	التدريب يؤدي إلى الإتقان .
Sure you do.	بالتأكيد تفعل ذلك .
Can we....?	هل يمكننا ... ؟

I have an idea	لديّ فكرة
I'll show you.	سأريك .
Let's	هيا بنا ، دعنا

Opposites متضادات

Word الكلمة	Opposite عكسها
hard صعب	easy سهل

Word الكلمة	Opposite عكسها
big كبير الحجم	small صغير الحجم

Conjugations of Verbs تصاريف الأفعال

Regular Verbs أفعال منتظمة	
Present مضارع	Past ماضٍ
bake يخبز	baked
kid يمزح	kidded
need يحتاج	needed

Irregular Verbs أفعال غير منتظمة	
Present مضارع	Past ماضٍ
make يصنع ، يؤدي إلى	made
do يفعل	did
show يبين ، يُرى	showed



PDF Eraser Free

Review 2

A Listen and repeat.

استمع وردد .



Later فيما بعد



See you in Level 6!



B Look at A. Listen and point.

انظر إلى الصور بالتدريب **A** ، استمع للقصة مرة أخرى وأشر إلى المتحدثين .

C Listen. Circle True or False.

استمع وضع دائرة على (صح) أو (خطأ) .

1. True False

2. True False

3. True False

4. True False

5. True False

Listening Text نص الاستماع

1. Sokkara made the cake.
Sokkara made the cake.
2. Sokkara doesn't like baking.
Sokkara doesn't like baking.
3. Sokkar and Sokkara are going to bake together.
Sokkar and Sokkara are going to bake together.
4. Sokkar doesn't like the cake.
Sokkar doesn't like the cake.
5. Sokkara doesn't want to make ice creams.
Sokkara doesn't want to make ice creams.

D Role-play these scenes.

قم بتبادل الأدوار لتمثيل مشاهد قصة سُكَّر وسُكَّرَة مع زميل لك .



للتدريب على حل أسئلة الامتحان ارجع
إلى كراسة المراجعة والامتحانات

عزيزي
التلميذ



PDF Eraser Free

SB Page 28

Activity Time

وقت الأنشطة

Vocabulary



المفردات

bird	طائر
park	حديقة عامة
cook	يطهو
curry	الكاري (خليط من التوابل)
oyster	المحار ، صَدَفَة
fork	شوكة

build	يبني
draw	يرسم
Jupiter	كوكب المشتري
read	يقرأ
comic books	قصص مصورة للأطفال
dancing	الرقص

Occupations مهن ، وظائف

engineer	مهندس
vet	طبيب بيطري

musician	موسيقيار ، عازف موسيقي
artist	فنان ، رسام

Important Phrases & Expressions عبارات وتعبيرات هامة

point to	يشير إلى
build things	يبني الأشياء

play the violin	يعزف الكمان
make videos	يصور أفلام فيديو

Conjugations of Verbs تصاريف الأفعال

Regular Verbs أفعال منتظمة		
Present مضارع		Past ماضٍ
cook	يطهو	cooked
dance	يرقص	danced
point	يشير	pointed
play	يعزف	played
like	يحب	liked

Irregular Verbs أفعال غير منتظمة		
Present مضارع		Past ماضٍ
build	يبني	built
read	يقرأ	read
draw	يرسم	drew
make	يصنع	made
eat	يأكل	ate

Listening Text



نص الاستماع




1. Point to the bird in the park.
2. Roy likes to cook curry.
3. Bert eats oysters with a fork.

Point to the bird in the park.
Roy likes to cook curry.
Bert eats oysters with a fork.



A Listen and write.

استمع واكتب الجمل .

1	
2	
3	

B Read and match.

اقرأ وصل بين الأسئلة وإجاباتها .



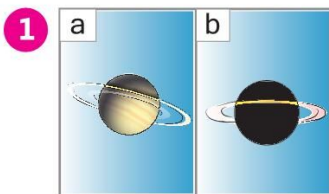
- | | |
|---|--------------------------------------|
| 1. Why do you want to be an engineer? • | • Because I like helping animals. |
| 2. Why do you want to be a vet? • | • Because I like playing the violin. |
| 3. Why do you want to be a musician? • | • Because I like drawing. |
| 4. Why do you want to be an artist? • | • Because I like building things. |

C Listen and circle a or b.

استمع وضع دائرة على (a) أو (b) .

Listening Text نص الاستماع

1. I want to see Jupiter. Let me look.
2. I like making videos, but I don't like reading comic books.
3. You dance really well.
- Thanks. I love dancing.



PDF Eraser Free

Workbook Exercises

General Exercises

تدريبات مختارة من كتاب الوزارة (مطابقة لمواصفات الورقة الامتحانية)

1 Listen and complete.

(نصوص الاستماع بنهاية الكتاب)

Mona : Dad! Guess what!

Dad : (1)..... ?

Mona : There is a (2)..... on the car.

Dad : Quick! Shut the (3)..... .

Mona : Look! There it is.

Dad : Don't worry. It won't (4)..... you.

2 Listen and complete.

(نصوص الاستماع بنهاية الكتاب)

Kareem : Oh! I (1)..... the ball.

Bill : We won! We won!

Kareem : Congratulations.

Bill : Nice game. It was (2)..... .

Kareem : Yes, it was. (3)..... you want to play again?

Bill : (4)..... . Let's play.

3 Listen and complete.

(نصوص الاستماع بنهاية الكتاب)

Kim : Did you see all the planets and stars?

Ramy : Yeah! That was a great (1)..... .

Kim : Can we go to the (2)..... bar?

Miss Nadia : No, kids. We don't have (3)..... .

Kim : Can we go to the (4)..... shop?

Miss Nadia : Sorry, kids. We have to catch the bus.

4 Circle the odd word and replace it with a correct one.

1	chashier	dolphin	shark	whale
2	elephant	turtle	shark	giraffe
3	gown	dress	mouse	shirt
4	house	ear	nose	mouth
5	school	home	zoo	broom



5 Circle the odd word and replace it with a correct one.

1	stickers	artist	painter	doctor
2	Mars	Mercury	Jupiter	Snake
3	books	cycle	models	programmes
4	Venus	Vet	Earth	Pluto
5	sing	cycle	paint	nurse

6 Fill in the gaps using the words in the box.

yard - barn - corn - farm - dark

Today we visited Grandpa's (1)..... . Grandpa grows peas and (2)..... in the (3)..... . His horse lives in a big, red (4)..... . We ate popcorn and were very happy.

7 Choose the correct answer from a, b, c or d.

- do you like to do?
a. Where b. When c. What d. Whose
- I horseback riding.
a. likes b. like c. sing d. sings
- She likes playing
a. ping-pong b. sailing c. fishing d. snorkelling
- The dog stood on one
a. nose b. face c. ear d. foot
- I want to see Pluto. Let look.
a. me b. him c. them d. us
- She wants to see Venus. Let look.
a. us b. her c. him d. them
- He wants to see Mercury. Let look.
a. them b. him c. her d. me



PDF Eraser Free

Workbook Exercises

8. They want to see Jupiter. Let look.
 a. her b. us c. me d. them
9. We want to see Mars. Let look.
 a. him b. me c. us d. her
10. The crab is than the shark.
 a. slower b. faster c. bigger d. taller
11. I like snorkelling, I don't like painting.
 a. but b. and c. at d. of
12. They on a ride.
 a. looked b. went c. wanted d. had
13. I to see Mars. Let me look.
 a. want b. wants c. wanted d. to want
14. Why he want to be an artist?
 a. do b. does c. is d. are

8 Rearrange the following words to make correct sentences.

1. shark - the - faster - The crab - than - is.

.....

2. than - is - the whale - The dolphin - smaller.

.....

3. Is - the dolphin - smaller - the eel - than?

.....

4. slower - Is - the crab - the giraffe - than?

.....



Part 1

General Exercises

9 Look and write a paragraph of FIVE (5) sentences.



.....


.....

.....

.....

.....

10 Look and write a paragraph of FIVE (5) sentences.



.....

.....

.....

.....

.....



PDF Eraser Free

Workbook Exercises

11 Look and write a paragraph of FIVE (5) sentences.



.....

.....

.....

.....

.....

12 Look and write a paragraph of FIVE (5) sentences.



.....

.....


.....

.....

.....



13 Look and write a paragraph of FIVE (5) sentences.



.....
.....
.....
.....
.....

14 Look and write a paragraph of FIVE (5) sentences.




.....
.....
.....
.....
.....



PDF Eraser Free

Workbook Exercises

15 Look and write a paragraph of FIVE (5) sentences.



.....

.....

.....

.....

.....

16 Look and write a paragraph of FIVE (5) sentences.



.....

.....

.....

.....

.....



- * **Workbook Answer Key**
- * **Advanced Exercises Answers**
- * **Listening Texts**

* إجابات كتاب التدريبات (Workbook) .

* إجابات التدريبات الخاصة بالطلبة الفائزين .

* نصوص الاستماع الخاصة بتدريبات وامتحانات الكتاب .

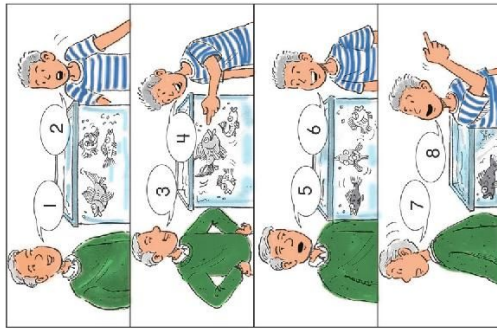


Unit 7 : At the Aquarium

Conversation Time



A. Number the sentences in the correct order.



- 3 Well, it's time to go. Please make up your mind.
- 2 Oh, I don't know. They're all cute.
- 7 Great! Let's get it.
- 5 Are you sure?
- 4 Um, okay. I'll take this one.
- 6 Yes, I'm.
- 8 Dad, the cashier is over there.
- 1 Which one do you want?

B. Look and match.



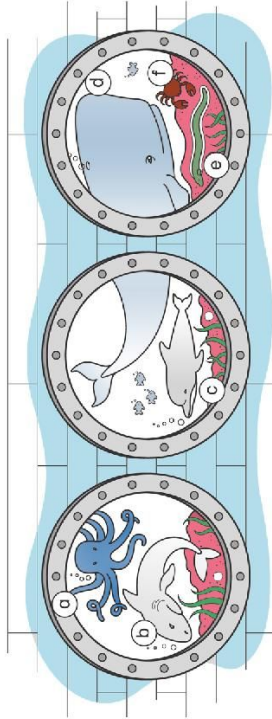
- 3 Which one do you want?
- 2 I'll take that one.
- 1 I don't know.
- 4 I'll take this one.

Unit 7

2

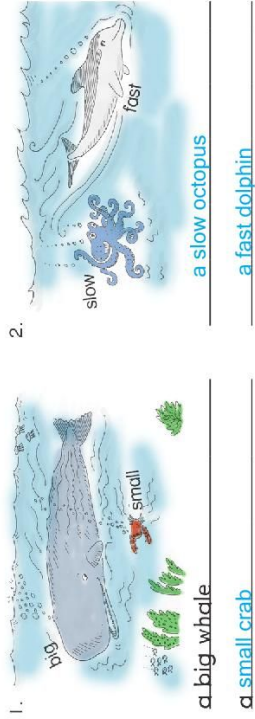
Word Time

A. Look. Then write the letter.



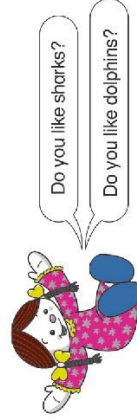
- 1. whale (d)
- 2. eel (e)
- 3. dolphin (c)
- 4. octopus (a)
- 5. shark (b)
- 6. crab (f)

B. Look and write.



- a big whale
- a small crab
- a slow octopus
- a fast dolphin

C. Your turn. Read and write.




(أجب بنفسك)

Unit 7

Practice Time

A. Read and write True or false.



1. The octopus is slower than the dolphin. True
2. The dolphin is bigger than the shark. False
3. The eel is smaller than the whale. True
4. The whale is faster than the crab. True
5. The shark is slower than the octopus. False
6. The whale is bigger than the dolphin. True

B. Look and write.



1. The shark is faster than the dolphin.
2. The eel is slower than the octopus.
3. The eel is bigger than the crab.
4. The shark is smaller than the whale.

Unit 7

3

Phonics Time

A. Circle and write ar or or . Then number the pictures.

1. ar or f_ar_m 2. ar or c_or_n 3. ar or sl_or_m

4. ar or b_ar_n 5. ar or f_or_k 6. or liz_ar_d

B. Fill in the blanks.

dark	farm	horse	stories	barn	corn
cards	lizard	garden	yard	storm	popcorn

Today we visited Grandpa's farm.
 Grandpa grows peas and corn in the garden. His horse lives in a big, red barn.
 A small, green lizard lives there, too. We chased it across the yard.



There was a storm in the evening. It rained and the sky was dark. We played cards and listened to stories in the house. Grandpa made popcorn.



Unit 7



Unit 8 : At the Safari Park

Conversation Time



A. Fill in the blanks.

car cute Quick What windows is going
 what worry won't monkey scary Look not

- Dad! Guess what !
- What ?
- There's a monkey on the car !
- Quick ! Shut the window !
- Look ! There it is .
- Oh, it's cute .
- It's not cute. It's scary .
- Don't worry . It won't hurt you.
- Aw! It's going away.



B. Look and write.

1. mouse / jump / bed




Guess what !  What?

There's a mouse under the bed.

Quick! Jump on the bed.

2. lizard / shut / door



Guess what!  What?

There's a lizard outside the door.







Quick! Shut the door.

Unit 8

5

Word Time





A. Unscramble, write, and circle.

1. aeehht <u>cheetah</u>		2. aeffgir <u>giraffe</u>	
3. aeehimpz <u>chimpanzee</u>		4. elrttu <u>turtle</u>	
5. aeehinp <u>elephant</u>		6. aekns <u>snake</u>	

B. Look and write.









1.  She's <u>tall</u> .	2.  He's <u>short</u> .
3.  She's <u>fat</u> .	4.  She's <u>thin</u> .

C. Look and write.

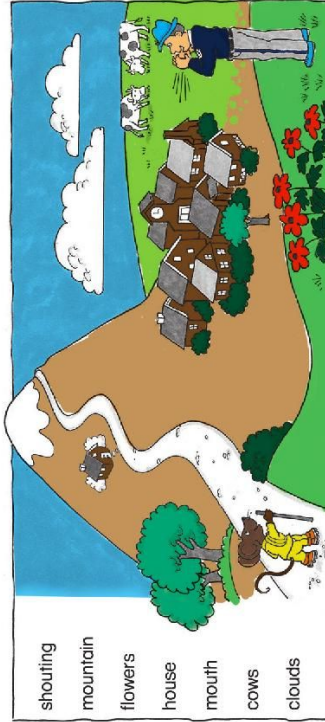
1.  The chimpanzee is <u>short</u> .	2.  The giraffe is <u>tall</u> .
3.  The snake is <u>thin</u> .	4.  The elephant is <u>fat</u> .

Phonics Time

A. Does it have ou or ow? Look and write.

-  t ow n
-  c ow
-  m ou se
-  cl ou d
-  sh ou t
-  g ow n
-  h ou se
-  m ou th

B. Fill in the blanks. Use some words twice.



- shouting
- mountain
- flowers
- house
- mouth
- cows
- clouds





- The mouse is climbing the mountain.
- The man is shouting. His mouth is open.
- There are five flowers.
- The cows are eating the grass.
- There are two clouds in the sky.
- There is a little house on the mountain.

8

Unit 8

Practice Time

A. Circle and write.

-  Which one is the / tallest / shortest / fattest / (fatest)?
The snake is the fattest.
-  Which one is the / thinnest / tallest / shortest / (shortest)?
The turtle is the shortest.
-  Which one is the / thinnest / shortest / fattest / (fatest)?
The elephant is the fattest.
-  Which one is the / (slowest) / fattest / tallest / tallest?
The turtle is the slowest.

B. Write the questions and answers.

- tall  Which one is the tallest? The giraffe is the tallest.
- short  Which one is the shortest? The turtle is the shortest.
- fat  Which one is the fattest? The elephant is the fattest.
- thin  Which one is the thinnest? The snake is the thinnest.

Unit 8

7



Unit 9 : By the Seashore

Conversation Time



Fill in the blanks.



We won!
I missed it!

Yeah, it was.
It was close.

We'll see.
Congratulations.

And this time, we'll win.
Do you want to play again?



1. Oh, no! I missed it!



3. Congratulations.



5. Yeah, it was.



7. Sure. And this time we'll win.



2. We won! We won!



4. Nice game. It was close.



6. Do you want to play again?



8. We'll see.

Unit 9

9

Word Time

A. Look and read. Then write.

Sunday	Monday	Tuesday	Wednesday	Thursday	Friday	Saturday
play ping-pong with Mona	go sailing with Reem	in-line skate and listen to music with Maged	play volleyball with Mona	go horse-back riding with Samy	go fishing with Dad	snorkel with Maged and Kim

- Kareem will snorkel with Maged and Kim on Saturday.
- Kareem will play ping-pong with Mona on Sunday.
- Kareem will go horseback riding with Samy on Thursday.
- Kareem will play volleyball with Mona on Wednesday.
- Kareem will go fishing with Dad on Friday.
- Kareem will in-line skate and listen to music with Maged on Tuesday.

B. Look and write.



1. He's going sailing.



2. They're playing ping-pong.



3. He's in-line skating.



4. She's listening to music.



5. He's snorkelling.



6. They're going fishing.

Unit 9

10


Phonics Time

A. Which word has a different oo sound? Read and circle.

- | |
|--------|
| noodle |
| moon |
| wood |
- | |
|------|
| book |
| look |
| moon |
- | |
|---------|
| good |
| rooster |
| cookie |
- | |
|--------|
| foot |
| school |
| wood |
- | |
|-------|
| broom |
| moon |
| look |

B. Read and match.

- The dog cooked some noodles.
- The poodle and the rooster looked at the moon.
- The moose stood on one foot.
- She sat on the wood and read a book.



C. Look at B and write the oo words in the correct category.

cookie	looked
cooked	noodles
stood	rooster
wood	moose
	broom
	poodle
	moon

Practice Time

A. Choose the correct answer from a, b, c or d:

- What do you like to do?
a- Where b- When c- What d- Whose
- I like horseback riding.
a- likes b- like c- sing d- sings
- She likes playing ping-pong.
a- ping-pong b- sailing c- fishing d- snorkelling
- The dog stood on one foot.
a- nose b- face c- ear d- foot

B. Look, write and punctuate.



- What does she like to do?
She likes to go fishing.
- What does he like to do?
He likes to play volleyball.
- What do they like to do?
They like to in-line skate.
- What does it like to do?
It likes to go fishing.

Unit 10 : At the Summer Camp

Conversation Time

A. Fill in the blanks.

Wow! What a nice kite!

Thanks. I made it by myself.

You're kidding. 2

No, it's true. I made it.

Was it hard? 3

Great. What do we need?

No, it was easy. I'll show you.

Let's get some.

Paper and string. 6



B. Read and match.

1. Was it easy?
No, it was hard.

2. What a cool kite!
Yeah, Sara made it.

3. What do we need?
Tape, paper, and crayons.

1. [Boy] → [Girl]

2. [Girl] → [Boy]

3. [Boy] → [Girl]

Unit 10

13

Word Time

A. Look. Then number the words.



- (1) cycle • (5) read a comic book • (7) collect stickers • (3) sing • (4) paint • (6) take a nap • (2) make a video • (8) build a model •

B. What will they do in the summer? Look and write.

1. [Boy] → He'll collect stickers.

2. [Girl] → She'll sing.

3. [Boy] → They'll read comic books.

4. [Girl] → She'll cycle.

5. [Boy] → He'll build a model.

6. [Girl] → They'll take a nap.

7. [Boy] → She'll paint.

8. [Girl] → He'll make a video.


Unit 10

14


Practice Time

A. Read and write. Then number the pictures.

- I like cycling, but I don't like collecting stickers.
- She likes making videos, but she doesn't like building models.
- We like painting, but we don't like taking naps.
- She likes singing, but she doesn't like reading comic books.



B. Look and write




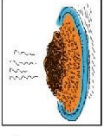



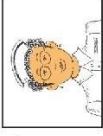
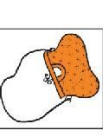
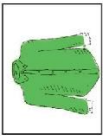
- She likes singing, but she doesn't like cycling.
- He likes reading comic books, but he doesn't like painting.
- They like building models, but they don't like taking naps.
- She likes collecting stickers, but she doesn't like making videos.

Unit 10

15

Phonics Time

A. Does it have er, ir, or ur? Circle and write.

1. 	2. 	3. 	4. 
er ur ir	ur er ir	ir ur er	ur ir er
b ir d	c ur ry	dess er t	g ir l
5. 	6. 	7. 	8. 
ir er ur	er ir ur	ir ur er	ur er ir
d ir ty	n ur se	p ur se	sh ir t

B. Fill in the blanks.

- | |
|----------|
| thirteen |
| shirt |
| dirty |
| thirsty |
| hurts |
| dessert |
| curry |
| bird |
| girl |
| purse |

- I can fly. It's small. It's a bird.
- Curry is my favourite food. I eat it with rice.
- Chocolate cake is my favourite dessert.
- Kareem is a boy. Mona is a girl.
- My keys and my wallet are in my purse.
- The kitchen is dirty. Let's clean up.
- I want iced tea. I'm thirsty.
- Ouch! My foot hurts!
- Ten and three is thirteen.
- Fady bought jeans and a shirt.

Unit 10

16



Unit 11 : At the Planetarium

Conversation Time



A. Fill in the blanks. Use some words twice.

Can	No	We	thirsty	buy	show
Yeah	a	planets	snack	We	great
Wow	I'm	catch	bus	gift	time

- Wow! Did you see all the planets and stars?
- Yeah! That was a great show.
- Miss Nadia, can we go to the snack bar?
- Can we go to the gift shop?
- No, kids. We don't have time.
- Aw! But I want to buy a gift for my dad.
- And I'm thirsty.
- Please, Miss Nadia. We'll hurry.
- Sorry, kids. We have to catch the bus.

B. Look, write and punctuate.

bookstore /buy a book




- Can we go to the bookstore ?
- No, Kareem. We don't have time.
- Aw. But I want to buy a book for my dad.

Unit 11

17

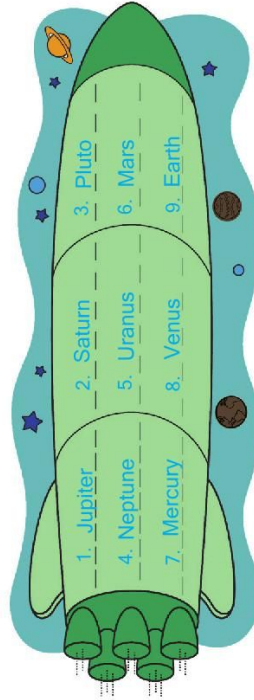
Word Time

A. Which planet is it? Read and write.



- It's next to Mercury. It's smaller than Earth. It's Venus.
- It's next to Saturn, but it isn't Jupiter. It's Uranus.
- It's next to the smallest planet. It's smaller than Jupiter. It's Neptune.
- It's the smallest planet. It's Pluto.
- It's next to Venus. It's smaller than Venus. It's Mercury.
- It's next to Mars, but it isn't next to Venus. It's Jupiter.
- It's our planet. We live here. It's Earth.
- It's next to Jupiter, but it isn't next to Uranus. It's Mars.
- It isn't next to Pluto, but it's next to Uranus. It's Saturn.

B. Write the names of the planets.



Unit 11

18

Unit 12 : At School

Conversation Time



A. Fill in the blanks. Then number the sentences.

together play practice have playing music singer idea That's enough well do

You play very well.

Sure you do.
You're a good singer.

But I don't practise enough.

Well, practice makes you perfect.

That's a great idea. Thanks.

Thanks. I love playing music.

I don't sing very well.

I have an idea.
Let's practise together.

B. Look and write.

You paint very well.

Thanks... I love painting.

I don't paint very well.

Sure you do. You're a good painter.

Unit 12

21

Word Time

A. Read and match.

1. musician 2. nurse 3. computer programmer 4. engineer 5. artist

B. Read and write.

Monday

Today is Sunday. What are they going to do on Monday?

1. She's a musician. She's going to play the violin.
2. He's a vet. He's going to help animals.
3. They're engineers. They're going to build things.
4. He's a computer programmer. He's going to program computers.
5. They're artists. They're going to draw.
6. She's a nurse. She's going to take care of people.

Unit 12

22

Phonics Time

A. Read and write. Use some letters twice.

ar au er or ow ou oi ur ir oo



1. P au and Patty went shopping.
P au bought a sh ir t. Patty bought a p ur se. The cl er k was very happy!

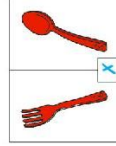
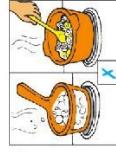
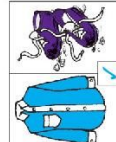


2. Emad c oo ked lunch today. He b oi led some instant n oo dles. "Yum!" said Dalia. But there was a c oi n in the n oo dles and a mark er in the salad!



3. Samir went to the p ar k. He ate d ir t with a f or k and got very d ir ty. He saw a d ar k cl ou d and thought, "I can take a sh ow er in the rain!"

B. Do they both have the same vowel sound? Look and put ✓ or X.



1. ✓
2. X
3. X
4. ✓

Practice Time

A. Read and write.



- Why does she want to be a vet?
Because she likes helping animals.
- Why does he want to be a computer programmer?
Because he likes programming computers.
- Why do they want to be nurses?
Because they like taking care of people.
- Why does he want to be an artist?
Because he likes drawing.
- Why does she want to be a musician?
Because she likes playing the violin.
- Why does she want to be an engineer?
Because she likes building things.

B. Your turn. Read and write.



Why do you want to be a _____?
Because _____

PDF Eraser Free

Advanced Exercises Answers

Advanced Exercises Answers إجابات التدريبات الخاصة بالطلبة الفائقين

Unit 7

Page 36

1 Circle the odd word and replace it with a correct one.

1. while → whale
2. father → faster
3. form → farm
4. peel → eel
5. card → hard

2 Rearrange the following words to make correct sentences.

1. Who is taller than Ahmed in the class?
2. The whale is bigger than the shark.
3. Is the shop cashier over there?
4. Kareem is on a field trip to the aquarium.

3 Punctuate the following.

1. Well, it's time to go.
2. Can you make up your mind, please, Mona?

Unit 8

Page 74

1 Circle the odd word and replace it with a correct one.

1. slower → brown
2. longest → hottest
3. safari → park
4. turtle → bird
5. leave → leaf

2 Choose the correct answer from a, b, c or d.

1. a. guess 2. c. around
3. b. eagle 4. d. here's

3 Rearrange the following words to make correct sentences.

1. There's a little house on the mountain.
2. Which animal is the slowest here?
3. Are there clouds in the sky?
4. A silly little mouse lived in a big house.

Unit 9

Page 109

1 Circle the odd word and replace it with a correct one.

1. be → bee
2. foot → moon
3. football → basketball
4. sing → in-line skating
5. kangaroo → foot

2 Choose the correct answer from a, b, c or d.

1. b. close 2. a. in-line skating
3. d. snorkelling 4. b. don't like

3 Rearrange the following words to make correct sentences.

1. What do the two boys like to do?
2. This book tells you how to cook.
3. Are you going to go horseback riding?
4. She likes snorkelling and in-line skating.

Unit 10

Page 151

1 Circle the odd word and replace it with a correct one.

1. self → himself
2. spring → string
3. bicycle → cycle
4. tired → bird
5. barn → burn

2 Read the passage and answer the questions.

A. Fill in the blank boxes with (True) or (False).

1. (✓) 2. (X) 3. (X)

B. Answer the following questions.

1. He works in a school.
2. He has one sister.

3 Punctuate the following.

1. I like singing, but I don't like cycling.
2. Were you making a video at Maha's house?



Unit 11

Page 188

1 Fill in the gaps using the words in the box.

- | | |
|------------|------------|
| 1. planets | 2. biggest |
| 3. bigger | 4. closest |

2 Read the passage and answer the questions.

A. Fill in the blank boxes with (True) or (False)

- | | | |
|--------|--------|--------|
| 1. (X) | 2. (✓) | 3. (✓) |
|--------|--------|--------|

B. Answer the following questions.

- There are two planets between Earth and the sun.
- Pluto is the smallest planet.

3 Punctuate the following.

- Did you see Jupiter and Earth?
- Please, Miss Nadia. We'll hurry.

Unit 12

Page 228

1 Circle the odd word and replace it with a correct one.

- | | | |
|--|---|---------------------------------------|
| 1. <input type="text" value="cooker"/> | → | <input type="text" value="engineer"/> |
| 2. <input type="text" value="foot"/> | → | <input type="text" value="broom"/> |
| 3. <input type="text" value="lion"/> | → | <input type="text" value="point"/> |
| 4. <input type="text" value="string"/> | → | <input type="text" value="purse"/> |
| 5. <input type="text" value="practice"/> | → | <input type="text" value="practise"/> |

2 Fill in the gaps using the words in the box.

- | | |
|-------------|------------|
| 1. painting | 2. paint |
| 3. paints | 4. painter |

3 Rearrange the following words to make correct sentences.

- What does an engineer do in his work?
- A computer programmer likes programming computers.
- A vet helps animals and a nurse helps people.
- Does a painter paint his paintings with paints?

4 Punctuate the following.

- "Yum! It's delicious!" said Dalia.
- What's your favourite subject, Kareem?



PDF Eraser Free

Listening Texts

Listening Texts نصوص الاستماع الخاصة بتدريبات وامتحانات الكتاب

UNIT 7 At the Aquarium

Lesson 1 Conversation Time Page 12

1 Listen and complete.

Hany : Good morning.

Clerk : Good morning. May I help you?

Hany : Yes, please. I'm looking for the bathroom.

Clerk : It's over there. This way.

Hany : Is it far?

Clerk : Not really. Go straight. It's on the right.

Lesson 2 Word Time Page 18

1 Listen and complete.

Ahmed : Oh! Look at the fish. They're cute.

Shady : Which fish do you like?

Ahmed : I like the blue fish.

Shady : Really? I like the red fish.

Ahmed : Do you want to buy it?

Shady : Yes, I do.

Ahmed : Okay. Let's ask about it.

Lesson 4 Phonics Time Page 29

1 Listen and circle.

1. yard 2. cards 3. storm

Test 1 on Unit 7 Page 37

1 Listen and circle.

1. fork 2. dark 3. barn

2 Listen and complete.

Doaa : Which one do you want?

Mona : Oh! I don't know. They are all cute.

Doaa : Please, can you make up your mind?

Mona : Sure.

Doaa : Where is the cashier?

Mona : He is over there.

Test 2 on Unit 7 Page 40

1 Listen and circle.

1. storm 2. farm 3. horn

2 Listen and complete.

Mother : Which one do you want?

Noha : Oh, I don't know. They're all cute.

Mother : Well. It's time to go. Please make up your mind.

Noha : Okay. I'll take this one.

Mother : Are you sure?

Noha : Yes, I am.

UNIT 8 At the Safari Park

Lesson 1 Conversation Time Page 49

1 Listen and complete.

Mona : Look at that monkey. It's cute.

Magda : It's not cute. It's scary.

Mona : Can I take a picture?

Magda : Yes, but be careful.

Mona : Oh, no! Why is it throwing a banana?

Magda : I told you to be careful.

Lesson 2 Word Time Page 55

1 Listen and complete.

Mother : There are many animals here.

Sherif : What is that animal over there?

Mother : It's the cheetah . It's very fast.

Sherif : What does it eat?

Mother : It eats meat.

Sherif : Oh, it's scary.

Mother : Yes, it is. Be careful. Please sit down.



Lesson 3 Practice Time Page 62

1 Listen and complete.

Ashraf : What is this picture?

Moustafa : It's a picture of some wild animals.

Ashraf : Which one is the fattest?

Moustafa : The elephant is the fattest.

Ashraf : Are they all fast?

Moustafa : Yes, they are, but the cheetah is the fastest.

Lesson 4 Phonics Time Page 67

1 Listen and circle.

1. blow 2. town 3. mouse

Test 1 on Unit 8 Page 75

1 Listen and circle.

1. mouse 2. town 3. brown

2 Listen and complete.

Soha : Where is the monkey?

Mona : It's on the car.

Soha : Is it scary?

Mona : Don't worry. It won't hurt you.

Soha : Is that a cute animal?

Mona : Yes, it is.

Test 2 on Unit 8 Page 78

1 Listen and circle.

1. mouth 2. house 3. shout

2 Listen and complete.

Ashraf : Look at the elephant. It's cute.

Mother : Yes, it is. But be careful.

Ashraf : Is it the fattest animal here?

Mother : Yes, it is.

Ashraf : Oh, no! Why is it putting its long nose in the window?

Mother : Quick! Shut the window.

UNIT 9 By the Seashore

Lesson 1 Conversation Time Page 86

1 Listen and complete.

Sarah : The game finished.

Bill : Oh! Did we win?

Sarah : Yes, congratulations.

Bill : Nice game. It was close.

Sarah : Yes. Do you want to play again?

Bill : Sure.

Lesson 2 Word Time Page 92

1 Listen and complete.

Aya : Where are you going?

Salma : I'm bored. I'm going outside.

Aya : Do you want to go fishing?

Salma : No, thanks.

Aya : How about a game of ping-pong?

Salma : Sounds good.

Lesson 3 Practice Time Page 97

1 Listen and complete.

Samy : Where are you going?

Ramy : I'm going to the beach with my sister.

Samy : What do you like to do?

Ramy : I like to snorkel.

Samy : What does your sister like to do?

Ramy : She likes to go fishing.

Lesson 4 Phonics Time Page 102

1 Listen and circle.

1. foot 2. look 3. moon



PDF Eraser Free

Listening Texts

Test 1 on Unit 9

Page 110

1 Listen and circle.

1. wood 2. spoon 3. book

2 Listen and complete.

Ahmed : We won! We won!

Mohammed : Congratulations.

Ahmed : Nice game. It was close.

Mohammed : Do you want to play again?

Ahmed : Sure. Are you ready?

Mohammed : Yes, we are.

Test 2 on Unit 9

Page 113

1 Listen and circle.

1. foot 2. hook 3. moon

2 Listen and complete.

Nader : Where are you going?

Maged : I'm bored. I'm going outside.

Nader : Do you want to play football?

Maged : No, thanks. I'm hot.

Nader : What do you like to do?

Maged : I like to go sailing.

UNIT 10 At the Summer Camp

Lesson 1 Conversation Time Page 126

1 Listen and complete.

Ashraf : What a nice kite! Who made it?

Hady : Thanks. I made it myself.

Ashraf : You're kidding!

Hady : No, it's true. I made it.

Ashraf : Was it hard?

Hady : No, it was easy. I'll show you.

Lesson 2 Word Time

Page 132

1 Listen and complete.

Ramy : What are you doing?

Fatma : I'm collecting stickers.

Ramy : Which one do you want?

Fatma : I don't know. They are all cute.

Ramy : Do you want this one?

Fatma : Yes, it's cool.

Lesson 3 Practice Time

Page 138

1 Listen and complete.

Noha : Are you busy, Ramy?

Ramy : Yes, Noha. A little.

Noha : What are you doing?

Ramy : I'm building a model. Do you like it?

Noha : I like collecting stickers, but I don't like building models.

Ramy : I like collecting stickers, too.

Lesson 4 Phonics Time

Page 143

1 Listen and circle.

1. clerk 2. hurry 3. skirt

Test 1 on Unit 10

Page 152

1 Listen and circle.

1. burn 2. curry 3. bread

2 Listen and complete.

A : What a nice kite!

B : Thanks. I made it by myself.

A : Was it hard?

B : No, it was easy. I'll show you.

A : Great. What do we need?

B : Paper and string.



Test 2 on Unit 10

Page 155

1 Listen and circle.

1. purse 2. clerk 3. burn

2 Listen and complete.

Seif : Wow! What a nice model!

Fady : Thanks. I made it by myself.

Seif : Are you kidding?

Fady : No, it's true. I made it.

Seif : I want to make one. What do we need?

Fady : Paper and glue. Let's get some.

UNIT 11 At the Planetarium

Lesson 1 Conversation Time Page 163

1 Listen and complete.

Nahla : Where did you go today?

Nehad : I went to the planetarium.

Nahla : What did you see there?

Nehad : There was a great show. We saw all the planets and stars.

Nahla : Did you buy any gifts?

Nehad : No, I didn't. We didn't go to the gift shop.

Lesson 2 Word Time Page 169

1 Listen and complete.

Samy : How many planets are there?

Samir : There are nine planets.

Samy : Which planet is the biggest?

Samir : Jupiter is the biggest planet.

Samy : Which planet is the closest to the sun?

Samir : It's Mercury.

Lesson 3 Practice Time Page 175

1 Listen and complete.

Worker : What do you want?

Ashraf : I want to see Jupiter. Let me look.

Worker : And what does your sister want to see?

Ashraf : She wants to see Mars. Let her look.

Worker : Okay. You all will look.

Ashraf : Wow! Thanks.

Lesson 4 Phonics Time Page 180

1 Listen and circle.

1. soy 2. join 3. boil

Test 1 on Unit 11 Page 189

1 Listen and circle.

1. boil 2. point 3. coin

2 Listen and complete.

Hisham : Did you see all the planets and stars?

Kareem : Yeah! That was a great show.

Hisham : Can we go to the snack bar?

Kareem : No, we don't have time.

Hisham : Can we go to the gift shop?

Kareem : Sorry, we have to catch the bus.

Test 2 on Unit 11 Page 192

1 Listen and circle.

1. foil 2. boy 3. oil

2 Listen and complete.

Ibrahim : Can we go to the gift shop?

Miss Zeinab : No. We don't have time.

Ibrahim : But I want to buy a gift for my dad.

Miss Zeinab : No. We have to catch the bus.

Ibrahim : Can we go to the snack bar?

Miss Zeinab : Sorry. The bus is coming. Let's go.



PDF Eraser Free

Listening Texts

UNIT 12 At School

Lesson 1 Conversation Time Page 201

1 Listen and complete.

Sameh : What's your favourite subject?

Hany : I like art. Look at my kite.

Sameh : That's great. Did you make it yourself ?

Hany : Yes, I did.

Sameh : Was it hard?

Hany : No, It was easy.

Lesson 2 Word Time Page 207

1 Listen and complete.

Hadeer : What is your father's job?

Soha : He's a vet.

Hadeer : Where does he work?

Soha : He works in a hospital for animals.

Hadeer : What does he do there?

Soha : He helps animals.

Lesson 3 Practice Time Page 214

1 Listen and complete.

Magdy : What do you want to be?

Sherif : I want to be an engineer.

Magdy : Why do you want to be an engineer?

Sherif : Because I like building things. And you?

Magdy : I want to be a musician.

Sherif : Yes, you play music very well.

Lesson 4 Phonics Time Page 220

1 Listen and circle.

1. park 2. cloud 3. coin

Test 1 on Unit 12 Page 229

1 Listen and circle.

1. school 2. joy 3. shirt

2 Listen and complete.

Shahd : Where are you going, Amany?

Amany : I'm going to school.

Shahd : What's your favourite subject?

Amany : I like art. Look at my kite.

Shahd : That's great. Did you make it?

Amany : Yes, I did. It was easy.

Test 2 on Unit 12 Page 232

1 Listen and circle.

1. fork 2. cook 3. boys

2 Listen and complete.

Heba : Wow! What a nice picture!

Mona : Thank you. I painted it myself.

Heba : What do you want to be?

Mona : I want to be an artist.

Heba : Why do you want to be an artist?

Mona : Because I like painting.



General Exercises

Page 241

1 Listen and complete.

Mona: Dad! Guess what!

Dad : What?

Mona: There is a **monkey** on the car.

Dad : Quick! Shut the **window**.

Mona: Look! There it is.

Dad : Don't worry. It won't **hurt** you.

2 Listen and complete.

Kareem : Oh! I **missed** the ball.

Bill : We won! We won!

Kareem : Congratulations.

Bill : Nice game. It was **close**.

Kareem : Yes, it was. **Do** you want to play again?

Bill : **Sure**. Let's play.

3 Listen and complete.

Kim : Did you see all the planets and stars?

Ramy : Yeah! That was a great **show**.

Kim : Can we go to the **snack** bar?

Miss Nadia : No, kids. We don't have **time**.

Kim : Can we go to the **gift** shop?

Miss Nadia : Sorry, kids. We have to catch the bus.



What Did Sokkara Find?

Unit 7 : Sokkara found a camera.

Unit 8 : Sokkara found a butterfly.

Unit 9 : Sokkara found some sunscreen.

Unit 10 : Sokkara found a book.

Unit 11 : Sokkara found a ticket.

Unit 12 : Sokkara found a comic book.



PDF Eraser Free

موقع مذكرة PDF

NOTES

A series of horizontal dotted lines for writing notes.

PDF Eraser Free

NOTES

A series of horizontal dotted lines for writing notes.

